


Environmental product declaration

in accordance with ISO 14025 and EN 15804+A2

PP Cable pipe



The Norwegian EPD Foundation

Owner of the declaration:

Hallingplast AS

Product:

PP Cable pipe

Declared unit:

1 kg

This declaration is based on Product Category Rules:

CEN Standard EN 15804:2012+A2:2019 serves as core PCR

NPCR 028:2020 Part B for Cable pipes

Program operator:

The Norwegian EPD Foundation

Declaration number:

NEPD-7553-6935-EN

Registration number:

NEPD-7553-6935-EN

Issue date: 16.09.2024

Valid to: 16.09.2029

EPD software:

LCAno EPD generator ID: 547160

General information

Product

PP Cable pipe

Program operator:

The Norwegian EPD Foundation
Post Box 5250 Majorstuen, 0303 Oslo, Norway
Phone: +47 977 22 020
web: www.epd-norge.no

Declaration number:

NEPD-7553-6935-EN

This declaration is based on Product Category Rules:

CEN Standard EN 15804:2012+A2:2019 serves as core PCR
NPCR 028:2020 Part B for Cable pipes

Statement of liability:

The owner of the declaration shall be liable for the underlying information and evidence. EPD Norway shall not be liable with respect to manufacturer information, life cycle assessment data and evidences.

Declared unit:

1 kg PP Cable pipe

Declared unit with option:

A1-A3,A4,A5,C1,C2,C3,C4,D

Functional unit:

Not applicable

General information on verification of EPD from EPD tools:

Independent verification of data, other environmental information and the declaration according to ISO 14025:2010, § 8.1.3 and § 8.1.4. Verification of each EPD is made according to EPD-Norway's guidelines for verification and approval requiring that tools are i) integrated into the company's environmental management system, ii) the procedures for use of the EPD tool are approved by EPD-Norway, and iii) the process is reviewed annually by an independent third party verifier. See Appendix G of EPD-Norway's General Programme Instructions for further information on EPD tools

Verification of EPD tool:

Independent third party verification of the EPD tool, background data and test-EPD in accordance with EPDNorway's procedures and guidelines for verification and approval of EPD tools. Approval number: NEPDT49.

Third party verifier:

Vito D'Incognito, Take Care International

(no signature required)

Owner of the declaration:

Hallingplast AS
Contact person: Guro L. Lilleslåtten
Phone: +47 32 09 55 99
e-mail: post@hallingplast.no

Manufacturer:

Hallingplast AS

Place of production:

Hallingplast AS
Kleivi næringspark 4
3570 Ål, Norway

Management system:

NS-EN ISO 9001 : 2015

Organisation no:

919 522 461

Issue date:

16.09.2024

Valid to:

16.09.2029

Year of study:

2022

Comparability:

EPD of construction products may not be comparable if they not comply with EN 15804 and seen in a building context.


Development and verification of EPD:

The declaration is created using EPD tool lca.tools ver EPD2022.03, developed by LCA.no. The EPD tool is integrated in the company's management system, and has been approved by EPD Norway.

Developer of EPD: Tore Gjeldokk

Reviewer of company-specific input data and EPD: Jonas Hegerholm

Approved:



Håkon Hauan
Managing Director of EPD-Norway

Product

Product description:

PP Cable pipes for cable protection. These pipes can be installed above ground and in trenches. The PP pipes are coloured according to national requirements.

This EPD is for red pipes, and representative for 110 and 160 mm.

Project specific EPD for other colours and dimensions can be provided.

For more information: www.hallingplast.no

Product specification

The product standard is pr NS 2967.

Materials	kg	%
Plastic - Polypropylene (PP)	1,00	99,67
Rubber, synthetic	0,00	0,33
Total	1,00	100,00

Technical data:

The material density for these products is 900 kg/m³. The dimensions given for these products, i.e. diameter and wall thickness, are based on the dimensions given in SBC NO 085:2020.

For additional technical information:

www.hallingplast.no

Market:

Mainly Norway.

Reference service life, product

At least 100 years if installed according to manufacturer and used according to product specifications.

Reference service life, building or construction works

According to service life of buildings.

LCA: Calculation rules

Declared unit:

1 kg PP Cable pipe

Cut-off criteria:

All major raw materials and all the essential energy is included. The production processes for raw materials and energy flows with very small amounts (less than 1%) are not included. These cut-off criteria do not apply for hazardous materials and substances.

Allocation:

The allocation is made in accordance with the provisions of EN 15804:2012+A2:2019. Incoming energy and water and waste production in-house is allocated equally among all products through mass allocation. Effects of primary production of recycled materials is allocated to the main product in which the material was used. The recycling process and transportation of the material is allocated to this analysis.

Data quality:

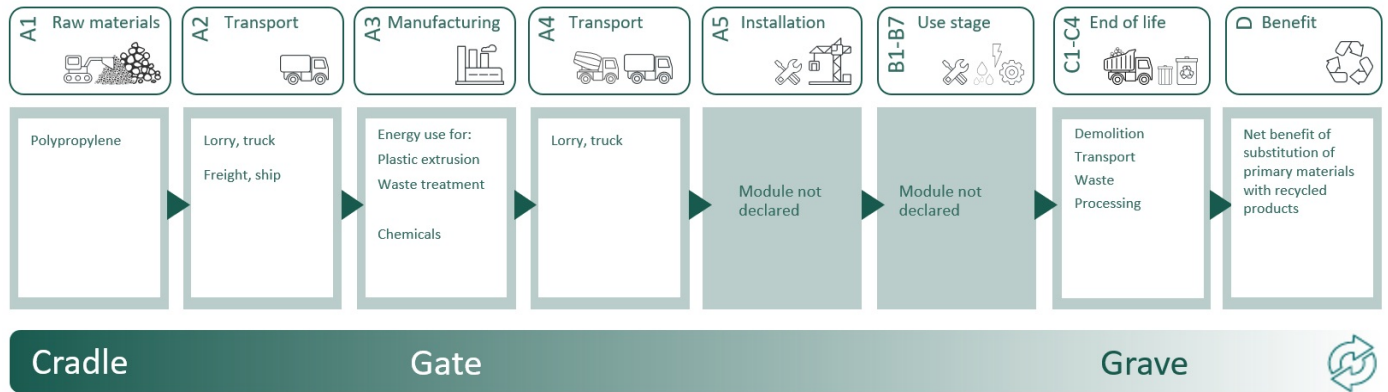
Specific data for the product composition are provided by the manufacturer. The data represent the production of the declared product and were collected for EPD development in the year of study. Background data is based on EPDs according to EN 15804 and different LCA databases. The data quality of the raw materials in A1 is presented in the table below.

Materials	Source	Data quality	Year
Plastic - Polypropylene (PP)	ecoinvent 3.6	Database	2019
Rubber, synthetic	ecoinvent 3.6	Database	2019

System boundaries (X=included, MND=module not declared, MNR=module not relevant)

Product stage			Construction installation stage		Use stage							End of life stage				Beyond the system boundaries
Raw materials	Transport	Manufacturing	Transport	Assembly	Use	Maintenance	Repair	Replacement	Refurbishment	Operational energy use	Operational water use	De-construction demolition	Transport	Waste processing	Disposal	Reuse-Recovery-Recycling-potential
A1	A2	A3	A4	A5	B1	B2	B3	B4	B5	B6	B7	C1	C2	C3	C4	D
X	X	X	X	X	MND	MND	MND	MND	MND	MND	MND	X	X	X	X	X

System boundary:



Additional technical information:

This EPD uses 1 kg as declared unit.

ISCC (bio circular raw material) is not included in this EPD, according to regulations given by EPD Norge. Packaging material is not included in this EPD, but can be provided for project specific EPD on request. Hallingplast AS is continuously striving to minimize the use of packaging material while delivering high quality products to the customer.

LCA: Scenarios and additional technical information

The following information describe the scenarios in the different modules of the EPD.

The system boundary for this EPD is modules A1-A4.

A4: Distance for transport from manufacturer to building site has been set to 300 km as given in the PCR.














A5: Has not been included, but can be provided for project specific EPD on request. This, due to various installation practices.

C1-C4: Is based on national statistics.

Transport from production place to user (A4)	Capacity utilisation (incl. return) %	Distance (km)	Fuel/Energy Consumption	Unit	Value (Liter/tonne)
Truck, 16-32 tonnes, EURO 6 (km) - Europe	36,7 %	300	0,043	l/tkm	12,90
De-construction demolition (C1)					
	Unit	Value			
End-of-life treatments of polypropylene (PP) cable pipe for electrical cables, 0% recycled content (kg)	kg/DU	1,00			
Transport to waste processing (C2)					
	Capacity utilisation (incl. return) %	Distance (km)	Fuel/Energy Consumption	Unit	Value (Liter/tonne)
Truck, 16-32 tonnes, EURO 6 (km) - Europe	36,7 %	85	0,043	l/tkm	3,66
Waste processing (C3)					
	Unit	Value			
Materials to recycling (kg)	kg	1,00			
PP, Material to recycling (kg)	kg	0,20			
Waste treatment per kg Polypropylene (PP), incineration with fly ash extraction (kg)	kg	0,40			
Disposal (C4)					
	Unit	Value			
Landfilling of ashes from incineration of Polypropylene (PP), process per kg ashes and residues (kg)	kg	0,01			
Waste, polypropylene (PP), to landfill (kg)	kg	0,40			
Benefits and loads beyond the system boundaries (D)					
	Unit	Value			
Substitution of electricity, in Norway (MJ)	MJ	0,65			
Substitution of Polypropylene, PP, granulate (kg)	kg	0,40			
Substitution of thermal energy, district heating, in Norway (MJ)	MJ	9,85			

LCA: Results

The LCA results are presented below for the declared unit defined on page 2 of the EPD document.

Environmental impact										
Indicator	Unit	A1-A3	A4	A5	C1	C2	C3	C4	D	
 GWP-total	kg CO ₂ -eq	2,21E+00	5,03E-02	0	0,00E+00	1,42E-02	1,02E+00	5,03E-02	-8,57E-01	
 GWP-fossil	kg CO ₂ -eq	2,20E+00	5,02E-02	0	0,00E+00	1,42E-02	1,02E+00	5,03E-02	-8,51E-01	
 GWP-biogenic	kg CO ₂ -eq	1,03E-02	2,08E-05	0	0,00E+00	5,89E-06	8,41E-06	4,34E-06	-3,70E-03	
 GWP-luluc	kg CO ₂ -eq	6,52E-04	1,79E-05	0	0,00E+00	5,07E-06	1,29E-06	9,32E-07	-2,16E-03	
 ODP	kg CFC11 -eq	6,84E-08	1,14E-08	0	0,00E+00	3,22E-09	8,02E-10	1,31E-09	-4,16E-03	
 AP	mol H+ -eq	8,68E-03	1,44E-04	0	0,00E+00	4,09E-05	1,28E-04	3,19E-05	-3,22E-03	
 EP-FreshWater	kg P -eq	3,26E-05	4,01E-07	0	0,00E+00	1,14E-07	8,56E-08	4,73E-08	-1,62E-05	
 EP-Marine	kg N -eq	1,52E-03	2,86E-05	0	0,00E+00	8,09E-06	6,15E-05	2,01E-05	-6,13E-04	
 EP-Terrestrial	mol N -eq	1,69E-02	3,19E-04	0	0,00E+00	9,05E-05	6,65E-04	1,29E-04	-6,75E-03	
 POCP	kg NMVOC -eq	7,37E-03	1,22E-04	0	0,00E+00	3,47E-05	1,60E-04	4,74E-05	-2,89E-03	
 ADP-minerals&metals ¹	kg Sb-eq	2,40E-05	1,39E-06	0	0,00E+00	3,93E-07	3,74E-08	3,33E-08	-7,41E-06	
 ADP-fossil ¹	MJ	7,62E+01	7,59E-01	0	0,00E+00	2,15E-01	6,90E-02	9,66E-02	-2,96E+01	
 WDP ¹	m ³	9,26E+01	7,35E-01	0	0,00E+00	2,08E-01	1,61E-01	6,86E-01	-3,36E+01	

GWP-total = Global Warming Potential total; GWP-fossil = Global Warming Potential fossil fuels; GWP-biogenic = Global Warming Potential biogenic; GWP-luluc = Global Warming Potential land use and land use change; ODP = Depletion potential of the stratospheric ozone layer; AP = Acidification potential, Accumulated Exceedance; EP-freshwater = Eutrophication potential, fraction of nutrients reaching freshwater end compartment; EP-marine = Eutrophication potential, fraction of nutrients reaching marine end compartment; EP-terrestrial = Eutrophication potential, Accumulated Exceedance; POCP = Formation potential of tropospheric ozone; ADP-minerals&metals = Abiotic depletion potential for non-fossil resources; ADP-fossil = Abiotic depletion for fossil resources potential; WDP = Water (user) deprivation potential, deprivation-weighted water consumption







"Reading example: 9,0 E-03 = 9,0*10⁻³ = 0,009"

*INA Indicator Not Assessed

1. The results of this environmental impact indicator shall be used with care as the uncertainties on these results are high or as there is limited experienced with the indicator

Remarks to environmental impacts

Hallingplast AS is continuously striving to minimize the use of packaging material while delivering high quality products to the customer. Hallingplast AS can provide fossil free PP pipes through ISCC certification. Contact our sales representatives for more information. It is important that the customer handles wastes according to local regulations.











Additional environmental impact indicators										
Indicator	Unit	A1-A3	A4	A5	C1	C2	C3	C4	D	
 PM	Disease incidence	7,49E-08	3,08E-09	0	0,00E+00	8,71E-10	6,02E-10	6,52E-10	-5,24E-08	
 IRP ²	kgBq U235 -eq	5,14E-02	3,32E-03	0	0,00E+00	9,40E-04	1,20E-04	4,50E-04	-1,94E-02	
 ETP-fw ¹	CTUe	1,21E+01	5,63E-01	0	0,00E+00	1,60E-01	2,04E-01	6,90E-02	-8,13E+00	
 HTP-c ¹	CTUh	5,13E-10	0,00E+00	0	0,00E+00	0,00E+00	2,40E-11	3,00E-12	-2,43E-10	
 HTP-nc ¹	CTUh	1,45E-08	6,15E-10	0	0,00E+00	1,74E-10	8,68E-10	6,90E-11	-8,87E-09	
 SQP ¹	dimensionless	4,10E+00	5,31E-01	0	0,00E+00	1,51E-01	8,71E-03	3,64E-01	-6,20E+00	

PM = Particulate Matter emissions; IRP = Ionizing radiation – human health; ETP-fw = Eco toxicity – freshwater; HTP-c = Human toxicity – cancer effects; HTP-nc = Human toxicity – non cancer effects; SQP = Potential Soil Quality Index (dimensionless)

"Reading example: 9,0 E-03 = 9,0*10⁻³ = 0,009"

*INA Indicator Not Assessed




1. The results of this environmental impact indicator shall be used with care as the uncertainties on these results are high or as there is limited experienced with the indicator
2. This impact category deals mainly with the eventual impact of low dose ionizing radiation on human health of the nuclear fuel cycle. It does not consider effects due to possible nuclear accidents, occupational exposure nor due to radioactive waste disposal in underground facilities. Potential ionizing radiation from the soil, from radon and from some construction materials is also not measured by this indicator.

Resource use										
Indicator	Unit	A1-A3	A4	A5	C1	C2	C3	C4	D	
 PERE	MJ	3,10E+00	1,09E-02	0	0,00E+00	3,08E-03	2,10E-03	3,89E-03	-5,44E+00	
 PERM	MJ	0,00E+00	0,00E+00	0	0,00E+00	0,00E+00	0,00E+00	0,00E+00	0,00E+00	
 PERT	MJ	3,10E+00	1,09E-02	0	0,00E+00	3,08E-03	2,10E-03	3,89E-03	-5,44E+00	
 PENRE	MJ	4,55E+01	7,59E-01	0	0,00E+00	2,15E-01	6,90E-02	9,66E-02	-1,76E+01	
 PENRM	MJ	3,35E+01	0,00E+00	0	0,00E+00	0,00E+00	-3,27E+01	0,00E+00	-1,31E+01	
 PENRT	MJ	7,90E+01	7,59E-01	0	0,00E+00	2,15E-01	-3,26E+01	9,66E-02	-3,07E+01	
 SM	kg	2,97E-04	0,00E+00	0	0,00E+00	0,00E+00	0,00E+00	0,00E+00	0,00E+00	
 RSF	MJ	6,48E-02	3,89E-04	0	0,00E+00	1,10E-04	5,77E-05	8,22E-05	-2,33E-02	
 NRSF	MJ	1,66E-02	1,39E-03	0	0,00E+00	3,94E-04	0,00E+00	1,57E-03	-3,01E-01	
 FW	m ³	3,65E-02	8,12E-05	0	0,00E+00	2,30E-05	1,91E-04	1,18E-04	-1,44E-02	

PERE = Use of renewable primary energy excluding renewable primary energy resources used as raw materials; PERM = Use of renewable primary energy resources used as raw materials; PERT = Total use of renewable primary energy resources; PENRE = Use of non renewable primary energy excluding non-renewable primary energy resources used as raw materials; PENRM = Use of non renewable primary energy resources used as raw materials; PENRT = Total use of non renewable primary energy resources; SM = Use of secondary materials; RSF = Use of renewable secondary fuels; NRSF = Use of non-renewable secondary fuels; FW = Net use of fresh water

"Reading example: 9,0 E-03 = 9,0*10⁻³ = 0,009"






*INA Indicator Not Assessed

End of life - Waste										
Indicator	Unit	A1-A3	A4	A5	C1	C2	C3	C4	D	
 HWD	kg	2,18E-03	3,92E-05	0	0,00E+00	1,11E-05	0,00E+00	1,01E-02	-5,05E-04	
 NHWD	kg	2,11E-01	3,69E-02	0	0,00E+00	1,05E-02	0,00E+00	4,06E-01	-4,30E-02	
 RWD	kg	4,97E-05	5,17E-06	0	0,00E+00	1,47E-06	0,00E+00	3,53E-08	-1,64E-05	

HWD = Hazardous waste disposed; NHWD = Non-hazardous waste disposed; RWD = Radioactive waste disposed

"Reading example: 9,0 E-03 = 9,0*10⁻³ = 0,009"

*INA Indicator Not Assessed

End of life - Output flow										
Indicator	Unit	A1-A3	A4	A5	C1	C2	C3	C4	D	
 CRU	kg	0,00E+00	0,00E+00	0	0,00E+00	0,00E+00	0,00E+00	0,00E+00	0,00E+00	
 MFR	kg	1,75E-03	0,00E+00	0	0,00E+00	0,00E+00	1,00E+00	0,00E+00	-2,23E-04	
 MER	kg	3,86E-03	0,00E+00	0	0,00E+00	0,00E+00	4,00E-01	0,00E+00	-9,64E-04	
 EEE	MJ	2,50E-03	0,00E+00	0	0,00E+00	0,00E+00	6,51E-01	0,00E+00	-1,68E-03	
 EET	MJ	3,78E-02	0,00E+00	0	0,00E+00	0,00E+00	9,85E+00	0,00E+00	-2,55E-02	

CRU = Components for re-use; MFR = Materials for recycling; MER = Materials for energy recovery; EEE = Exported energy electrical; EET = Exported energy thermal

"Reading example: 9,0 E-03 = 9,0*10⁻³ = 0,009"

*INA Indicator Not Assessed

Biogenic Carbon Content		
Indicator	Unit	At the factory gate
Biogenic carbon content in product	kg C	0,00E+00
Biogenic carbon content in accompanying packaging	kg C	0,00E+00

Note: 1 kg biogenic carbon is equivalent to 44/12 kg CO₂

Additional requirements

Greenhouse gas emissions from the use of electricity in the manufacturing phase

National production mix from import, low voltage (production of transmission lines, in addition to direct emissions and losses in grid) of applied electricity for the manufacturing process (A3).

Electricity mix	Source	Amount	Unit
Electricity, Norway (kWh)	ecoinvent 3.6	24,33	g CO ₂ -eq/kWh

Dangerous substances

The product contains no substances given by the REACH Candidate list.

Indoor environment

Not relevant.

Additional Environmental Information

Additional environmental impact indicators required in NPCR Part A for construction products									
Indicator	Unit	A1-A3	A4	A5	C1	C2	C3	C4	D
GWPIOBC	kg CO ₂ -eq	2,09E+00	5,03E-02	0	0,00E+00	1,42E-02	1,02E+00	5,03E-02	-8,04E-01

GWPIOBC: Global warming potential calculated according to the principle of instantaneous oxidation. In order to increase the transparency of biogenic carbon contribution to climate impact, the indicator GWP-IOBC is required as it declares climate impacts calculated according to the principle of instantaneous oxidation. GWP-IOBC is also referred to as GWP-GHG in context to Swedish public procurement legislation.

Bibliography

ISO 14025:2010. Environmental labels and declarations - Type III environmental declarations - Principles and procedures. International Organization for Standardization.

ISO 14044:2006. Environmental management - Life cycle assessment - Requirements and guidelines. International Organization for Standardization.

EN 15804:2012+A2:2019. Environmental product declaration - Core rules for the product category of construction products. European Committee for Standardization.

ISO 21930:2017. Sustainability in buildings and civil engineering works - Core rules for environmental product declarations of construction products. International Organization for Standardization.

EN 50693:2019. Product category rules for life cycle assessments of electronic and electrical products and systems. European Committee for Standardization.






Ecoinvent v3, 2019. Allocation, cut-off by classification. Swiss Centre of Life Cycle Inventories.

Iversen et al., (2021). eEPD v2021.09, background information for EPD generator tool system verification, LCA.no. Report number: 07.21. System verification report.

Philis et al., (2022). EPD generator for NPCR 028 part B for cable pipes, background information for EPD generator application and LCA data, LCA.no Report number: 06.22. PCR verification report.

EPD Norway (2022). NPCR Part A: Construction products and services. The Norwegian EPD foundation. Version 2.0 published 24.03.2021.

EPD Norway (2022). NPCR 027 Part B for cable pipes. The Norwegian EPD foundation. Version 2.0 published 31.03.2022.

 Global program operator	Program operator and publisher The Norwegian EPD Foundation Post Box 5250 Majorstuen, 0303 Oslo, Norway	Phone: +47 977 22 020 e-mail: post@epd-norge.no web: www.epd-norge.no
	Owner of the declaration: Hallingplast AS Kleivi næringspark 4, 3570 Ål	Phone: +47 32 09 55 99 e-mail: post@hallingplast.no web: https://www.hallingplast.no/
	Author of the Life Cycle Assessment LCA.no AS Dokka 6A, 1671 Kråkerøy	Phone: +47 916 50 916 e-mail: post@lca.no web: www.lca.no
	Developer of EPD generator LCA.no AS Dokka 6A, 1671 Kråkerøy	Phone: +47 916 50 916 e-mail: post@lca.no web: www.lca.no
	ECO Platform ECO Portal	web: www.eco-platform.org web: ECO Portal