

Environmental product declaration

in accordance with ISO 14025 and EN 15804+A2

SAVE VTR 100/B



The Norwegian EPD Foundation

Owner of the declaration:

UAB Systemair

Product:

SAVE VTR 100/B

Declared unit:

1 pcs

This declaration is based on Product Category Rules:

CEN Standard EN 15804:2012+A2:2019 serves as core PCR

NPCR 030:2021 Part B for ventilation components

Program operator:

The Norwegian EPD Foundation

Declaration number:

NEPD-6360-5625-EN

Registration number:

NEPD-6360-5625-EN

Issue date: 04.04.2024

Valid to: 04.04.2029

ver-240424

EPD software:

LCAno EPD generator ID: 176477

General information

Product

SAVE VTR 100/B

Program operator:

The Norwegian EPD Foundation
Post Box 5250 Majorstuen, 0303 Oslo, Norway
Phone: +47 977 22 020
web: www.epd-norge.no

Declaration number:

NEPD-6360-5625-EN

This declaration is based on Product Category Rules:

CEN Standard EN 15804:2012+A2:2019 serves as core PCR
NPCR 030:2021 Part B for ventilation components

Statement of liability:

The owner of the declaration shall be liable for the underlying information and evidence. EPD Norway shall not be liable with respect to manufacturer information, life cycle assessment data and evidences.

Declared unit:

1 pcs SAVE VTR 100/B

Declared unit with option:

A1-A3,A4,C1,C2,C3,C4,D

Functional unit:

Not declared.

General information on verification of EPD from EPD tools:

Independent verification of data, other environmental information and the declaration according to ISO 14025:2010, § 8.1.3 and § 8.1.4. Verification of each EPD is made according to EPD-Norway's guidelines for verification and approval requiring that tools are i) integrated into the company's environmental management system, ii) the procedures for use of the EPD tool are approved by EPD-Norway, and iii) the process is reviewed annually by an independent third party verifier. See Appendix G of EPD-Norway's General Programme Instructions for further information on EPD tools

Verification of EPD tool:

Independent third party verification of the EPD tool, background data and test-EPD in accordance with EPDNorway's procedures and guidelines for verification and approval of EPD tools.

Third party verifier:

Alexander Borg, Asplan Viak AS

(no signature required)

Owner of the declaration:

UAB Systemair
Contact person: Darius Katinas
Phone: +370 340 601 65
e-mail: info@systemair.lt

Manufacturer:

UAB Systemair

Place of production:

UAB Systemair
Linu g. 101
20174 Ukmerge, Lithuania

Management system:

ISO 9001, ISO 14001

Organisation no:

LT100001604716

Issue date:

04.04.2024

Valid to:

04.04.2029

Year of study:

2022

Comparability:

EPD of construction products may not be comparable if they not comply with EN 15804 and seen in a building context.


Development and verification of EPD:

The declaration is created using EPD tool lca.tools ver EPD2022.03, developed by LCA.no. The EPD tool is integrated in the company's management system and has been approved by EPD Norway.

Developer of EPD: Darius Katinas

Reviewer of company-specific input data and EPD: Vilius Burneika

Approved:



Håkon Hauan
Managing Director of EPD-Norway

Product

Product description:

SAVE VTR 100/B residential air handling unit for balanced ventilation with integrated controls, EC fans and high efficiency rotary heat exchanger.

Product specification

Materials	kg	%
Adhesive	0,03	0,08
Electronic - Printed wiring board	0,43	1,09
Electronic - Unspecified	0,28	0,70
Electronic - Wire	0,94	2,35
Filter, mineral based	0,50	1,26
Insulation, Mineral based	0,63	1,57
Metal - Aluminium	2,02	5,07
Metal - Galvanized Steel	30,55	76,75
Metal - Stainless steel	0,15	0,38
Metal - Steel	0,37	0,93
Metal - Steel with aluzinc coating	0,40	1,01
Motor	1,57	3,95
Plastic - Acrylonitrile butadiene styrene (ABS)	0,11	0,26
Plastic - Polyamide	0,34	0,87
Plastic - Polyethylene	0,31	0,77
Plastic - Polypropylene (PP)	0,14	0,34
Plastics	0,49	1,23
Rubber, synthetic	0,56	1,40
Total	39,81	

Packaging	kg	%
Packaging - Cardboard	1,49	14,35
Packaging - Paper	0,84	8,08
Packaging - Wood	8,00	76,86
Packaging label - supercalendered	0,07	0,71
Total incl. packaging	50,22	

Technical data:

For complete technical data including dynamic energy performance calculations, please refer to the product page on Systemair.com

Market:

Europe

Reference service life, product

Not declared.

Reference service life, building or construction works

Not declared.

LCA: Calculation rules

Declared unit:

1 pcs SAVE VTR 100/B

Cut-off criteria:

All major raw materials and all the essential energy is included. The production processes for raw materials and energy flows with very small amounts (less than 1%) are not included. These cut-off criteria do not apply for hazardous materials and substances.

Allocation:

The allocation is made in accordance with the provisions of EN 15804. Energy, water and waste production in-house is allocated equally among all products through mass allocation. Effects of primary production of recycled materials is allocated to the main product in which the material was used. The recycling process and transportation of the material is allocated to this analysis.

Data quality:

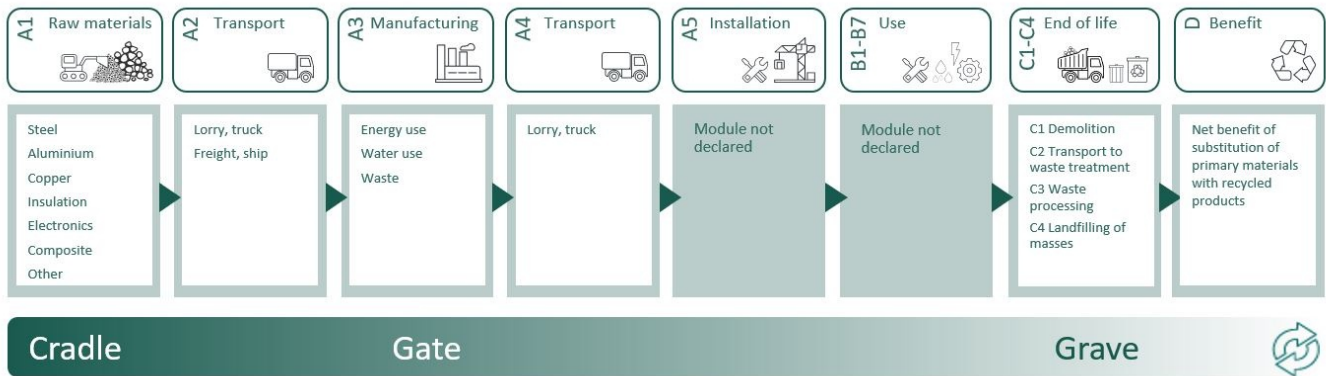
Specific data for the product composition are provided by the manufacturer. The data represent the production of the declared product and were collected for EPD development in the year of study. Background data is based on EPDs according to EN 15804 and different LCA databases. The data quality of the raw materials in A1 is presented in the table below.

Materials	Source	Data quality	Year
Adhesive	ecoinvent 3.6	Database	2019
Electronic - Printed wiring board	ecoinvent 3.6	Database	2019
Electronic - Unspecified	ecoinvent 3.6	Database	2019
Electronic - Wire	Product composition + ecoinvent 3.6	Supplier data + database	2019
Filter, mineral based	ecoinvent 3.6	Database	2019
Insulation, Mineral based	ecoinvent 3.6	Database	2019
Metal - Aluminium	Modified ecoinvent 3.6	Database	2019
Metal - Galvanized Steel	Modified ecoinvent 3.6	Database	2019
Metal - Stainless steel	Modified ecoinvent 3.6	Database	2019
Metal - Steel	ecoinvent 3.6	Database	2019
Metal - Steel with aluzinc coating	Modified ecoinvent 3.6	Database	2019
Motor	ecoinvent 3.6	Database	2019
Packaging - Cardboard	ecoinvent 3.6	Database	2019
Packaging - Paper	ecoinvent 3.6	Database	2019
Packaging - Wood	ecoinvent 3.6	Database	2019
Packaging label - supercalendered	Ecoinvent 3.6	Database	2019
Plastic - Acrylonitrile butadiene styrene (ABS)	ecoinvent 3.6	Database	2019
Plastic - Polyamide	ecoinvent 3.6	Database	2019
Plastic - Polyethylene	ecoinvent 3.6	Database	2019
Plastic - Polypropylene (PP)	ecoinvent 3.6	Database	2019
Plastics	ecoinvent 3.6	Database	2019
Rubber, synthetic	ecoinvent 3.6	Database	2019

System boundaries (X=included, MND=module not declared, MNR=module not relevant)

Product stage			Construction installation stage	Use stage								End of life stage				Beyond the system boundaries
Raw materials	Transport	Manufacturing	Transport	Assembly	Use	Maintenance	Repair	Replacement	Refurbishment	Operational energy use	Operational water use	De-construction demolition	Transport	Waste processing	Disposal	Reuse-Recovery-Recycling-potential
A1	A2	A3	A4	A5	B1	B2	B3	B4	B5	B6	B7	C1	C2	C3	C4	D
X	X	X	X	MND	MND	MND	MND	MND	MND	MND	MND	X	X	X	X	X

System boundary:



Additional technical information:

Complete project specific technical documentation is available on the Systemair website product page.

LCA: Scenarios and additional technical information

The following information describe the scenarios in the different modules of the EPD.

For A4 a generic transportation distance (EURO6 truck) of 300 km is declared. True transportation distance can be provided in project specific EPD.














For C2 a generic transportation distance (EURO6 truck) of 50 km is declared. True transportation distance can be provided in project specific EPD.

Transport from production place to user (A4)	Capacity utilisation (incl. return) %	Distance (km)	Fuel/Energy Consumption	Unit	Value (Liter/tonne)
Truck, over 32 tonnes, EURO 6 (km)	53,3 %	1500	0,023	l/tkm	34,50
De-construction demolition (C1)					
	Unit	Value			
Demolition of building per kg of ventilation product (kg)	kg/DU	49,42			
Transport to waste processing (C2)					
	Capacity utilisation (incl. return) %	Distance (km)	Fuel/Energy Consumption	Unit	Value (Liter/tonne)
Truck, 16-32 tonnes, EURO 6 (km)	36,7 %	50	0,043	l/tkm	2,15
Waste processing (C3)					
	Unit	Value			
Materials to recycling (kg)	kg	32,10			
Waste treatment per kg bulk waste, excluding reinforcement, sorting plant (kg)	kg	1,57			
Waste treatment per kg Electronics scrap, Control units, incineration (kg)	kg	0,28			
Waste treatment per kg Hazardous waste, incineration (kg)	kg	0,25			
Waste treatment per kg plastic, industrial electronics, incineration (kg)	kg	0,05			
Waste treatment per kg Plastics, from incineration (kg)	kg	0,42			
Waste treatment per kg Polyethylene (PE), incineration (kg)	kg	0,15			
Waste treatment per kg Polypropylene (PP), incineration (kg)	kg	0,07			
Waste treatment per kg Rubber, incineration (kg)	kg	0,56			
Waste treatment per kg wire plastic, municipal incineration (kg)	kg	0,21			
Disposal (C4)					
	Unit	Value			
Landfilling of ashes from incineration of Electronics scrap, Control units, process of ashes and residues (kg)	kg	0,20			
Landfilling of ashes from incineration of Plastics, process per kg ashes and residues (kg)	kg	0,01			
Landfilling of ashes from incineration of Polyethylene (PE), process per kg ashes and residues (kg)	kg	0,01			
Landfilling of ashes from incineration of Polypropylene (PP), process per kg ashes and residues (kg)	kg	0,00			
Landfilling of ashes from incineration of Rubber, process per kg ashes and residues (kg)	kg	0,03			
Landfilling of ashes from incineration per kg Hazardous waste, process per kg ashes and residues (kg)	kg	0,05			
Landfilling of ashes from incineration per kg plastic, industrial electronics, process per kg ashes and residues (kg)	kg	0,00			
Landfilling of ashes from incineration per kg wire plastic, process per kg ashes and residues (kg)	kg	0,03			
Waste, aluminium, to landfill (kg)	kg	0,15			
Waste, copper, to landfill (kg)	kg	0,08			
Waste, hazardous waste, to landfill (kg)	kg	0,22			
Waste, mineral wool, to landfil (kg)	kg	1,13			
Waste, plastic, mixture, to landfill (kg)	kg	0,90			
Waste, stainless steel, to landfill (kg)	kg	0,02			
Waste, steel, to landfill (kg)	kg	3,25			

Benefits and loads beyond the system boundaries (D)	Unit	Value			
Substitution of electricity (MJ)	MJ	1,51			
Substitution of primary aluminium with net scrap (kg)	kg	0,27			
Substitution of primary copper with net scrap (kg)	kg	0,57			
Substitution of primary other ferrous metals with net scrap (kg)	kg	0,03			
Substitution of primary steel with net scrap (kg)	kg	8,57			
Substitution of thermal energy, district heating (MJ)	MJ	22,85			

LCA: Results

The LCA results are presented below for the declared unit defined on page 2 of the EPD document.

Environmental impact									
Indicator	Unit	A1-A3	A4	C1	C2	C3	C4	D	
 GWP-total	kg CO ₂ -eq	3,30E+02	6,56E+00	6,52E-02	4,10E-01	4,82E+00	2,27E-01	-1,34E+01	
 GWP-fossil	kg CO ₂ -eq	3,28E+02	6,56E+00	6,52E-02	4,10E-01	4,82E+00	2,26E-01	-1,33E+01	
 GWP-biogenic	kg CO ₂ -eq	1,48E+00	2,81E-03	1,22E-05	1,70E-04	2,12E-03	1,30E-04	-2,28E-02	
 GWP-luluc	kg CO ₂ -eq	7,75E-01	2,00E-03	5,14E-06	1,46E-04	1,99E-04	4,29E-04	-5,57E-02	
 ODP	kg CFC11 -eq	3,00E-05	1,58E-06	1,41E-08	9,29E-08	8,36E-08	1,81E-08	-9,65E-03	
 AP	mol H ⁺ -eq	2,89E+00	2,11E-02	6,82E-04	1,18E-03	1,62E-03	6,23E-04	-2,92E-01	
 EP-FreshWater	kg P -eq	4,68E-02	5,22E-05	2,37E-07	3,28E-06	1,55E-05	3,01E-06	-2,22E-03	
 EP-Marine	kg N -eq	4,06E-01	4,62E-03	3,01E-04	2,33E-04	4,70E-04	2,86E-04	-2,15E-02	
 EP-Terrestrial	mol N -eq	7,05E+00	5,16E-02	3,30E-03	2,61E-03	5,09E-03	1,98E-03	-2,71E-01	
 POCP	kg NMVOC -eq	1,36E+00	2,03E-02	9,08E-04	9,99E-04	1,33E-03	6,80E-04	-9,55E-02	
 ADP-minerals&metals ¹	kg Sb-eq	1,80E-01	1,17E-04	1,00E-07	1,13E-05	3,34E-06	1,19E-06	-1,44E-03	
 ADP-fossil ¹	MJ	4,31E+03	1,07E+02	8,97E-01	6,20E+00	3,25E+00	1,68E+00	-1,24E+02	
 WDP ¹	m ³	5,70E+04	8,17E+01	1,91E-01	6,00E+00	1,44E+01	7,55E+00	-8,29E+02	

GWP-total = Global Warming Potential total; GWP-fossil = Global Warming Potential fossil fuels; GWP-biogenic = Global Warming Potential biogenic; GWP-luluc = Global Warming Potential land use and land use change; ODP = Depletion potential of the stratospheric ozone layer; AP = Acidification potential, Accumulated Exceedance; EP-freshwater = Eutrophication potential, fraction of nutrients reaching freshwater end compartment; EP-marine = Eutrophication potential, fraction of nutrients reaching marine end compartment; EP-terrestrial = Eutrophication potential, Accumulated Exceedance; POCP = Formation potential of tropospheric ozone; ADP-minerals&metals = Abiotic depletion potential for non-fossil resources; ADP-fossil = Abiotic depletion for fossil resources potential; WDP = Water (user) deprivation potential, deprivation-weighted water consumption

"Reading example: 9,0 E-03 = 9,0*10⁻³ = 0,009"

*INA Indicator Not Assessed







1. The results of this environmental impact indicator shall be used with care as the uncertainties on these results are high or as there is limited experienced with the indicator

Remarks to environmental impacts

This air handling unit uses electric energy for fan drive and recovers thermal energy via the rotary heat exchanger. These factors are project specific and vary depending on:

- o Climate / outdoor conditions
- o Air volume
- o External pressure
- o Supply temperature
- o Extract temperature
- o Operating hours
- o Electricity origin
- o Etc.

Energy use and heat recovery are fundamental in determining the environmental impact of this product and must be calculated with project specific values. This can be done using our online calculation software, please refer to our website for more information.











Additional environmental impact indicators									
Indicator	Unit	A1-A3	A4	C1	C2	C3	C4	D	
 PM	Disease incidence	2,42E-05	6,02E-07	1,80E-08	2,51E-08	1,68E-08	1,08E-08	-1,47E-06	
 IRP ²	kgBq U235 -eq	1,93E+01	4,66E-01	3,84E-03	2,71E-02	1,41E-02	6,09E-03	-1,26E-01	
 ETP-fw ¹	CTUe	2,40E+04	7,79E+01	4,90E-01	4,60E+00	3,33E+01	9,73E+01	-2,67E+03	
 HTP-c ¹	CTUh	1,05E-06	0,00E+00	0,00E+00	0,00E+00	7,26E-10	2,06E-09	-8,14E-08	
 HTP-nc ¹	CTUh	2,18E-05	7,53E-08	4,45E-10	5,02E-09	1,44E-08	1,27E-07	-1,63E-06	
 SQP ¹	dimensionless	3,16E+03	1,22E+02	1,14E-01	4,34E+00	1,19E+00	4,71E+00	-4,55E+01	

PM = Particulate Matter emissions; IRP = Ionizing radiation – human health; ETP-fw = Eco toxicity – freshwater; HTP-c = Human toxicity – cancer effects; HTP-nc = Human toxicity – non cancer effects; SQP = Potential Soil Quality Index (dimensionless)

"Reading example: 9,0 E-03 = 9,0*10⁻³ = 0,009"

*INA Indicator Not Assessed




1. The results of this environmental impact indicator shall be used with care as the uncertainties on these results are high or as there is limited experienced with the indicator
2. This impact category deals mainly with the eventual impact of low dose ionizing radiation on human health of the nuclear fuel cycle. It does not consider effects due to possible nuclear accidents, occupational exposure nor due to radioactive waste disposal in underground facilities. Potential ionizing radiation from the soil, from radon and from some construction materials is also not measured by this indicator.

Resource use									
Indicator	Unit	A1-A3	A4	C1	C2	C3	C4	D	
 PERE	MJ	7,29E+02	1,34E+00	4,85E-03	8,87E-02	5,03E-01	2,27E-01	-3,40E+01	
 PERM	MJ	0,00E+00	0,00E+00	0,00E+00	0,00E+00	0,00E+00	0,00E+00	0,00E+00	
 PERT	MJ	8,65E+02	1,34E+00	4,85E-03	8,87E-02	5,03E-01	2,27E-01	-3,40E+01	
 PENRE	MJ	4,23E+03	1,07E+02	8,97E-01	6,20E+00	3,25E+00	1,68E+00	-1,24E+02	
 PENRM	MJ	8,34E+01	0,00E+00	0,00E+00	0,00E+00	-6,70E+01	0,00E+00	0,00E+00	
 PENRT	MJ	4,32E+03	1,07E+02	8,97E-01	6,20E+00	-6,37E+01	1,68E+00	-1,24E+02	
 SM	kg	2,50E+01	0,00E+00	4,40E-04	0,00E+00	1,73E-05	4,84E-03	3,97E-01	
 RSF	MJ	1,38E+01	4,69E-02	1,19E-04	3,17E-03	1,09E-02	1,40E-03	3,73E-01	
 NRSF	MJ	4,09E+00	1,57E-01	1,76E-03	1,14E-02	-1,56E-04	4,63E-02	9,35E+00	
 FW	m ³	3,66E+00	1,21E-02	4,62E-05	6,63E-04	1,73E-02	2,06E-03	-1,27E-01	

PERE = Use of renewable primary energy excluding renewable primary energy resources used as raw materials; PERM = Use of renewable primary energy resources used as raw materials; PERT = Total use of renewable primary energy resources; PENRE = Use of non renewable primary energy excluding non-renewable primary energy resources used as raw materials; PENRM = Use of non renewable primary energy resources used as raw materials; PENRT = Total use of non renewable primary energy resources; SM = Use of secondary materials; RSF = Use of renewable secondary fuels; NRSF = Use of non-renewable secondary fuels; FW = Net use of fresh water

"Reading example: 9,0 E-03 = 9,0*10⁻³ = 0,009"






*INA Indicator Not Assessed

End of life - Waste										
Indicator	Unit	A1-A3	A4	C1	C2	C3	C4	D		
	HWD	kg	2,04E+00	5,83E-03	2,64E-05	3,20E-04	9,30E-04	2,60E-01	-5,46E-02	
	NHWD	kg	7,89E+01	9,26E+00	1,06E-03	3,01E-01	3,80E-01	5,78E+00	-5,26E+00	
	RWD	kg	1,43E-02	7,27E-04	6,23E-06	4,22E-05	7,35E-07	3,46E-06	-1,22E-04	

HWD = Hazardous waste disposed; NHWD = Non-hazardous waste disposed; RWD = Radioactive waste disposed

*Reading example: 9,0 E-03 = $9,0 \cdot 10^{-3}$ = 0,009"

*INA Indicator Not Assessed

End of life - Output flow										
Indicator	Unit	A1-A3	A4	C1	C2	C3	C4	D		
	CRU	kg	0,00E+00	0,00E+00	0,00E+00	0,00E+00	0,00E+00	0,00E+00	0,00E+00	
	MFR	kg	2,06E+01	0,00E+00	4,32E-04	0,00E+00	3,21E+01	1,38E-04	-1,56E-02	
	MER	kg	2,25E+00	0,00E+00	1,34E-06	0,00E+00	1,28E+00	2,90E-06	-2,05E-03	
	EEE	MJ	1,49E+00	0,00E+00	4,60E-06	0,00E+00	1,67E+00	1,32E-04	-5,02E-03	
	EET	MJ	2,26E+01	0,00E+00	6,96E-05	0,00E+00	2,53E+01	2,00E-03	-7,59E-02	

CRU = Components for re-use; MFR = Materials for recycling; MER = Materials for energy recovery; EEE = Exported energy electrical; EET = Exported energy thermal

*Reading example: 9,0 E-03 = $9,0 \cdot 10^{-3}$ = 0,009"

*INA Indicator Not Assessed

Biogenic Carbon Content		
Indicator	Unit	At the factory gate
Biogenic carbon content in product	kg C	0,00E+00
Biogenic carbon content in accompanying packaging	kg C	0,00E+00

Note: 1 kg biogenic carbon is equivalent to 44/12 kg CO₂

Additional requirements

Greenhouse gas emissions from the use of electricity in the manufacturing phase

National production mix from import, low voltage (production of transmission lines, in addition to direct emissions and losses in grid) of applied electricity for the manufacturing process (A3).

Electricity mix	Data source	Amount	Unit
Electricity, Lithuania (kWh)	ecoinvent 3.6	373,46	g CO ₂ -eq/kWh

Dangerous substances

The product contains no substances given by the REACH Candidate list.

Indoor environment

An optimally sized and well-functioning residential air handling unit, as part of a balanced fresh air ventilation system, will have direct positive effects on human health and wellbeing, and is a prerequisite for achieving a healthy indoor environment.






Additional Environmental Information

Additional environmental impact indicators required in NPCR Part A for construction products								
Indicator	Unit	A1-A3	A4	C1	C2	C3	C4	D
GWPIOBC	kg CO ₂ -eq	3,33E+02	6,56E+00	6,52E-02	4,10E-01	4,82E+00	2,28E-01	-1,73E+01

GWPIOBC: Global warming potential calculated according to the principle of instantaneous oxidation. In order to increase the transparency of biogenic carbon contribution to climate impact, the indicator GWP-IOBC is required as it declares climate impacts calculated according to the principle of instantaneous oxidation. GWP-IOBC is also referred to as GWP-GHG in context to Swedish public procurement legislation.

Bibliography

ISO 14025:2010 Environmental labels and declarations - Type III environmental declarations - Principles and procedures.
 ISO 14044:2006 Environmental management - Life cycle assessment - Requirements and guidelines.
 EN 15804:2012+A2:2019 Environmental product declaration - Core rules for the product category of construction products.
 ISO 21930:2017 Sustainability in buildings and civil engineering works - Core rules for environmental product declarations of construction products.
 ecoinvent v3, Allocation, cut-off by classification, Swiss Centre of Life Cycle Inventories.
 Iversen et al., (2021) eEPD v2021.09 Background information for EPD generator tool system verification, LCA.no Report number: 07.21
 Graafland and Iversen (2022) EPD generator for NPCR 030 Ventilation components, Background information for EPD generator application and LCA data, LCA.no report number: 12.22
 NPCR Part A: Construction products and services. Ver. 2.0. April 2021, EPD-Norge.
 NPCR 030 Part B for Ventilation components, Ver. 1.0, 18.05.2021, EPD Norway.

 epd-norway <small>Global Program Operator</small>	Program operator and publisher The Norwegian EPD Foundation Post Box 5250 Majorstuen, 0303 Oslo, Norway	Phone: +47 977 22 020 e-mail: post@epd-norge.no web: www.epd-norge.no
 systemair	Owner of the declaration: UAB Systemair Linu g. 101, 20174 Ukmerge	Phone: +370 340 601 65 e-mail: info@systemair.lt web: www.systemair.com/lt
	Author of the Life Cycle Assessment LCA.no AS Dokka 6B, 1671	Phone: +47 916 50 916 e-mail: post@lca.no web: www.lca.no
	Developer of EPD generator LCA.no AS Dokka 6B,1671 Kråkerøy	Phone: +47 916 50 916 e-mail: post@lca.no web: www.lca.no
	ECO Platform ECO Portal	web: www.eco-platform.org web: ECO Portal