

Environmental product declaration

in accordance with ISO 14025 and EN 15804+A2

Titan deep cabinet with variants (Titan deep cabinet 3A4 W800, doors 3A4, meas. w/o base 1176x800x400, melamine)



The Norwegian EPD Foundation

Owner of the declaration:

JSC Svenheim

Product:

Titan deep cabinet with variants (Titan deep cabinet 3A4 W800, doors 3A4, meas. w/o base 1176x800x400, melamine)

Declared unit:

1 pcs

This declaration is based on Product Category Rules:

CEN Standard EN 15804:2012+A2:2019 serves as core PCR
NPCR 026:2018 Part B for furniture

Program operator:

The Norwegian EPD Foundation

Declaration number:

NEPD-6340-5599-EN

Registration number:

NEPD-6340-5599-EN

Issue date: 03.04.2024

Valid to: 03.04.2029

EPD software:

LCAno EPD generator ID: 63537

General information

Product

Titan deep cabinet with variants (Titan deep cabinet 3A4 W800, doors 3A4, meas. w/o base 1176x800x400, melamine)

Program operator:

Post Box 5250 Majorstuen, 0303 Oslo, Norway
The Norwegian EPD Foundation
Phone: +47 23 08 80 00
web: post@epd-norge.no

Declaration number:

NEPD-6340-5599-EN

This declaration is based on Product Category Rules:

CEN Standard EN 15804:2012+A2:2019 serves as core PCR
NPCR 026:2018 Part B for furniture

Statement of liability:

The owner of the declaration shall be liable for the underlying information and evidence. EPD Norway shall not be liable with respect to manufacturer information, life cycle assessment data and evidences.

Declared unit:

1 pcs Titan deep cabinet with variants (Titan deep cabinet 3A4 W800, doors 3A4, meas. w/o base 1176x800x400, melamine)

Declared unit (cradle to gate) with option:

A1-A3,A4,A5,C1,C2,C3,C4,D

Functional unit:

TITAN storage fits just as well in the open office landscape as in the smaller office. Among the many options, you will find flexible and aesthetic solutions that meet your decorating needs, both today and in the future. Through a wide range of module sizes, colors and designs, TITAN lets you combine shelving, cabinets and accessories for an exciting result. Flexible and ergonomic solutions, high production quality and visual integrity contribute to a total impression that makes the workplace a pleasant place to be.

General information on verification of EPD from EPD tools:

Independent verification of data, other environmental information and the declaration according to ISO 14025:2010, § 8.1.3 and § 8.1.4. Verification of each EPD is made according to EPD-Norway's guidelines for verification and approval requiring that tools are i) integrated into the company's environmental management system, ii) the procedures for use of the EPD tool are approved by EPD-Norway, and iii) the process is reviewed annually by an independent third party verifier. See Appendix G of EPD-Norway's General Programme Instructions for further information on EPD tools

Verification of EPD tool:

Independent third party verification of the EPD tool, background data and test-EPD in accordance with EPD Norway's procedures and guidelines for verification and approval of EPD tools.

Third party verifier:

Elisabet Amat, GREENIZE projects

(no signature required)

Owner of the declaration:

JSC Svenheim
Contact person: Linas Vosylius
Phone: +370 657 52044
e-mail: linas@svenheim.lt

Manufacturer:

JSC Svenheim

Place of production:

JSC Svenheim
Naujoji str.132
LT-62175 Alytus, Lithuania

Management system:

ISO 14001, Certificate No. 81858-2010-AE-LUT-FINAS ISO 9001, Certificate No. 81860-2010-AQ-LTU-FINAS Accredited unit: DNV Certification OY/AB, Finland

Organisation no:

LT100004040014

Issue date: 03.04.2024

Valid to: 03.04.2029

Year of study:

2024

Comparability:

EPD of construction products may not be comparable if they not comply with EN 15804 and seen in a building context.

Development and verification of EPD:

The declaration is created using EPD tool lca.tools ver EPD2022.03, developed by LCA.no. The EPD tool is integrated in the company's management system, and has been approved by EPD Norway.

Developer of EPD: Aiste Vieraityte

Reviewer of company-specific input data and EPD: Linas Vosylius

Approved:



Håkon Hauan, CEO EPD-Norge

Product

Product description:

Titan cabinet with 2 doors is available in beech, birch, oak and ash veneer, white, light or dark grey, beech, birch or ash MFC body and front. Front available painted in many different colors. Socket can be wooden or standard round or square legs, or steel frame.

Product specification

Office furniture, Titan deep cabinet 3A4 W800, doors 3A4, meas. w/o base 1176x800x400, melamine

| Materials | kg | % | Recycled share in material (kg) | Recycled share in material (%) |
|---|--------------|-------|---------------------------------|--------------------------------|
| Glue for wood | 0,05 | 0,11 | 0,00 | 0,00 |
| Metal - Aluminium | 0,05 | 0,11 | 0,00 | 0,00 |
| Metal - Steel | 0,39 | 0,85 | 0,00 | 0,00 |
| Plastic - Acrylonitrile butadiene styrene (ABS) | 0,53 | 1,16 | 0,00 | 0,00 |
| Plastic - Melamine | 0,73 | 1,60 | 0,00 | 0,00 |
| Wood - Chipboard | 40,74 | 88,82 | 0,00 | 0,00 |
| Wood - Medium Density Fibreboard (MDF) | 3,37 | 7,35 | 0,00 | 0,00 |
| Total | 45,87 | | 0,00 | |

| Packaging | kg | % | Recycled share in material (kg) | Recycled share in material (%) |
|------------------------------|--------------|-------|---------------------------------|--------------------------------|
| Packaging - Cardboard | 0,13 | 24,04 | 0,00 | 0,00 |
| Recycled cardboard | 0,40 | 75,96 | 0,40 | 100,00 |
| Total incl. packaging | 46,39 | | 0,40 | |

Technical data:

Total weight 46.4 kg including packaging.

Market:

Europe

Reference service life, product

15

Reference service life, building

LCA: Calculation rules

Declared unit:

1 pcs Titan deep cabinet with variants (Titan deep cabinet 3A4 W800, doors 3A4, meas. w/o base 1176x800x400, melamine)

Cut-off criteria:

All major raw materials and all the essential energy is included. The production processes for raw materials and energy flows with very small amounts (less than 1%) are not included. These cut-off criteria do not apply for hazardous materials and substances.

Allocation:

The allocation is made in accordance with the provisions of EN 15804. Incoming energy and water and waste production in-house is allocated equally among all products through mass allocation. Effects of primary production of recycled materials is allocated to the main product in which the material was used. The recycling process and transportation of the material is allocated to this analysis.

Data quality:

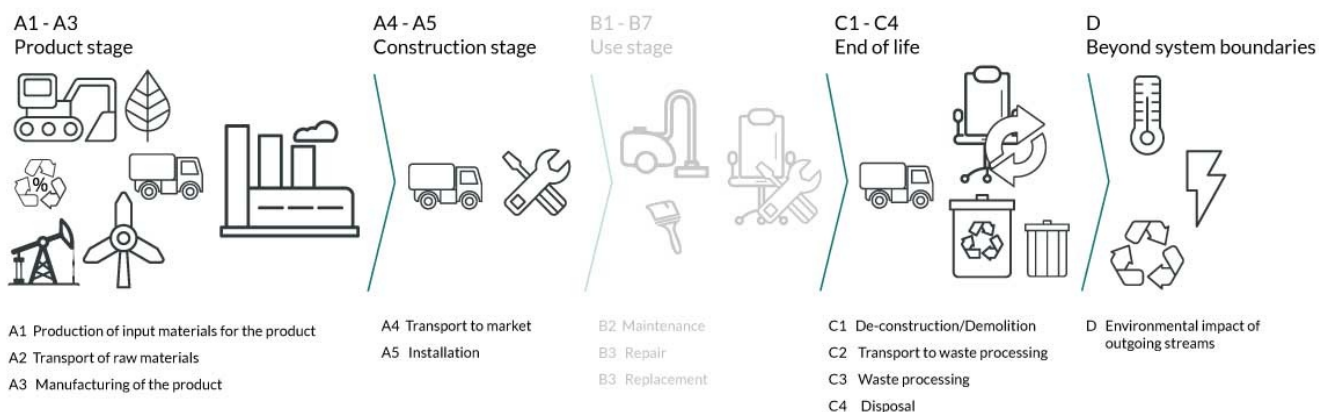
Specific data for the product composition are provided by the manufacturer. They represent the production of the declared product and were collected for EPD development in the year of study. Background data is based on registered EPDs according to EN 15804, Ostfold Research databases, ecoinvent and other LCA databases. The data quality of the raw materials in A1 is presented in the table below.

| Materials | Source | Data quality | Year |
|---|------------------------|--------------|------|
| Glue for wood | ecoinvent 3.6 | Database | 2019 |
| Metal - Aluminium | ecoinvent 3.6 | Database | 2019 |
| Metal - Steel | ecoinvent 3.6 | Database | 2019 |
| Packaging - Cardboard | Modified ecoinvent 3.6 | Database | 2019 |
| Plastic - Acrylonitrile butadiene styrene (ABS) | ecoinvent 3.6 | Database | 2019 |
| Plastic - Melamine | ecoinvent 3.6 | Database | 2019 |
| Recycled cardboard | Modified ecoinvent 3.6 | Database | 2019 |
| Wood - Chipboard | ecoinvent 3.6 | Database | 2019 |
| Wood - Medium Density Fibreboard (MDF) | ecoinvent 3.6 | Database | 2019 |

System boundaries (X=included, MND=module not declared, MNR=module not relevant)

| Product stage | | | Construction installation stage | | Use stage | | | | | | | End of life stage | | | | Beyond the system boundaries |
|---------------|-----------|---------------|---------------------------------|----------|-----------|-------------|--------|-------------|---------------|------------------------|-----------------------|----------------------------|-----------|------------------|----------|------------------------------------|
| Raw materials | Transport | Manufacturing | Transport | Assembly | Use | Maintenance | Repair | Replacement | Refurbishment | Operational energy use | Operational water use | De-construction demolition | Transport | Waste processing | Disposal | Reuse-Recovery-Recycling-potential |
| A1 | A2 | A3 | A4 | A5 | B1 | B2 | B3 | B4 | B5 | B6 | B7 | C1 | C2 | C3 | C4 | D |
| X | X | X | X | X | MND | MND | MND | MND | MND | MND | MND | X | X | X | X | X |

System boundary:



Additional technical information:

Further information can be found at <https://svenheim.no/>.














LCA: Scenarios and additional technical information

The following information describe the scenarios in the different modules of the EPD.

| Transport from production place to user (A4) | Capacity utilisation (incl. return) % | Distance (km) | Fuel/Energy Consumption | Unit | Value (Liter/tonne) |
|--|---------------------------------------|---------------|-------------------------|-------|---------------------|
| Ship, Coastal Barge (km) | 71,0 % | 490 | 0,011 | l/tkm | 5,39 |
| Truck, 16-32 tonnes, EURO 6 (km) | 36,7 % | 1426 | 0,043 | l/tkm | 61,32 |
| Assembly (A5) | | Unit | Value | | |
| Waste, packaging, cardboard, 100 % recycled, to average treatment (kg) | kg | 0,40 | | | |
| Waste, packaging, corrugated board box, 0 % recycled, to average treatment (kg) | kg | 0,13 | | | |
| Transport to waste processing (C2) | Capacity utilisation (incl. return) % | Distance (km) | Fuel/Energy Consumption | Unit | Value (Liter/tonne) |
| Truck, 16-32 tonnes, EURO 6 (km) | 36,7 % | 85 | 0,043 | l/tkm | 3,66 |
| Waste processing (C3) | | Unit | Value | | |
| Waste treatment per kg Hazardous waste, incineration (kg) | kg | 0,05 | | | |
| Waste treatment per kg Non-hazardous waste, incineration with fly ash extraction - C3 (kg) | kg | 0,73 | | | |
| Waste treatment per kg Plastics, Mixture, municipal incineration with fly ash extraction (kg) | kg | 0,53 | | | |
| Waste treatment per kg Scrap aluminium, incineration with fly ash extraction (kg) | kg | 0,05 | | | |
| Waste treatment per kg Scrap steel, incineration with fly ash extraction (kg) | kg | 0,39 | | | |
| Waste treatment per kg Wood, incineration with fly ash extraction (kg) | kg | 44,12 | | | |
| Waste, materials to recycling (kg) | kg | 0,14 | | | |
| Disposal (C4) | | Unit | Value | | |
| Landfilling of ashes and residues from incineration of Scrap aluminium (kg) | kg | 0,04 | | | |
| Landfilling of ashes and residues from incineration of Scrap steel (kg) | kg | 0,26 | | | |
| Landfilling of ashes from incineration of Hazardous waste, from incineration (kg) | kg | 0,01 | | | |
| Landfilling of ashes from incineration of Non-hazardous waste, process per kg ashes and residues - C4 (kg) | kg | 0,17 | | | |
| Landfilling of ashes from incineration of Plastics, Mixture, municipal incineration with fly ash extraction, process per kg ashes and residues - C4 (kg) | kg | 0,02 | | | |
| Landfilling of ashes from incineration of Wood, process per kg ashes and residues (kg) | kg | 0,54 | | | |
| Benefits and loads beyond the system boundaries (D) | | Unit | Value | | |
| Substitution of electricity, in Norway (MJ) | MJ | 34,06 | | | |
| Substitution of primary aluminium with net scrap (kg) | kg | 0,01 | | | |
| Substitution of primary steel with net scrap (kg) | kg | 0,13 | | | |
| Substitution of thermal energy, district heating, in Norway (MJ) | MJ | 515,23 | | | |

LCA: Results

The LCA results are presented below for the declared unit defined on page 2 of the EPD document.

| Environmental impact | | | | | | | | | | |
|--|------------------------|-----------|----------|----------|----|----------|----------|----------|-----------|--|
| Indicator | Unit | A1-A3 | A4 | A5 | C1 | C2 | C3 | C4 | D | |
|  GWP-total | kg CO ₂ -eq | -3,80E+01 | 1,19E+01 | 8,91E-01 | 0 | 6,45E-01 | 7,79E+01 | 3,14E-02 | -3,29E+00 | |
|  GWP-fossil | kg CO ₂ -eq | 4,82E+01 | 1,19E+01 | 8,41E-03 | 0 | 6,44E-01 | 3,63E+00 | 3,14E-02 | -3,18E+00 | |
|  GWP-biogenic | kg CO ₂ -eq | -8,63E+01 | 5,31E-03 | 8,83E-01 | 0 | 2,67E-04 | 7,43E+01 | 1,68E-05 | -6,46E-03 | |
|  GWP-luluc | kg CO ₂ -eq | 9,61E-02 | 5,82E-03 | 2,78E-06 | 0 | 2,29E-04 | 1,46E-04 | 5,33E-06 | -1,04E-01 | |
|  ODP | kg CFC11 -eq | 5,71E-06 | 2,63E-06 | 1,78E-09 | 0 | 1,46E-07 | 7,26E-08 | 4,17E-09 | -2,18E-01 | |
|  AP | mol H+ -eq | 3,10E-01 | 4,17E-02 | 3,98E-05 | 0 | 1,85E-03 | 7,62E-03 | 1,22E-04 | -2,56E-02 | |
|  EP-FreshWater | kg P -eq | 2,74E-03 | 9,97E-05 | 6,91E-08 | 0 | 5,15E-06 | 1,32E-05 | 3,89E-07 | -2,76E-04 | |
|  EP-Marine | kg N -eq | 5,59E-02 | 1,07E-02 | 1,32E-05 | 0 | 3,66E-04 | 3,58E-03 | 3,93E-05 | -8,23E-03 | |
|  EP-Terrestrial | mol N -eq | 8,02E-01 | 1,19E-01 | 1,43E-04 | 0 | 4,10E-03 | 3,79E-02 | 4,44E-04 | -8,89E-02 | |
|  POCP | kg NMVOC -eq | 2,43E-01 | 3,94E-02 | 4,10E-05 | 0 | 1,57E-03 | 9,31E-03 | 1,24E-04 | -2,49E-02 | |
|  ADP-minerals&metals ¹ | kg Sb-eq | 7,56E-04 | 3,07E-04 | 2,05E-07 | 0 | 1,78E-05 | 3,19E-06 | 2,19E-07 | -3,21E-05 | |
|  ADP-fossil ¹ | MJ | 8,84E+02 | 1,77E+02 | 1,18E-01 | 0 | 9,74E+00 | 5,28E+00 | 3,38E-01 | -4,45E+01 | |
|  WDP ¹ | m ³ | 5,73E+03 | 1,80E+02 | 1,49E-01 | 0 | 9,42E+00 | 8,58E+00 | 2,81E+00 | -5,51E+02 | |







GWP-total = Global Warming Potential total; GWP-fossil = Global Warming Potential fossil fuels; GWP-biogenic = Global Warming Potential biogenic; GWP-luluc = Global Warming Potential land use and land use change; ODP = Depletion potential of the stratospheric ozone layer; AP = Acidification potential, Accumulated Exceedance; EP-freshwater = Eutrophication potential, fraction of nutrients reaching freshwater end compartment; EP-marine = Eutrophication potential, fraction of nutrients reaching marine end compartment; EP-terrestrial = Eutrophication potential, Accumulated Exceedance; POCP = Formation potential of tropospheric ozone; ADP-minerals&metals = Abiotic depletion potential for non-fossil resources; ADP-fossil = Abiotic depletion for fossil resources potential; WDP = Water (user) deprivation potential, deprivation-weighted water consumption

"Reading example: 9,0 E-03 = 9,0*10⁻³ = 0,009"

*INA Indicator Not Assessed

1. The results of this environmental impact indicator shall be used with care as the uncertainties on these results are high or as there is limited experienced with the indicator

Remarks to environmental impacts









| Additional environmental impact indicators | | | | | | | | | | |
|---|-------------------|----------|----------|----------|----|----------|----------|----------|-----------|--|
| Indicator | Unit | A1-A3 | A4 | A5 | C1 | C2 | C3 | C4 | D | |
|  PM | Disease incidence | 7,58E-06 | 6,84E-07 | 5,87E-10 | 0 | 3,94E-08 | 7,81E-08 | 1,69E-09 | -1,51E-06 | |
|  IRP ² | kgBq U235 -eq | 3,96E+00 | 7,77E-01 | 5,04E-04 | 0 | 4,26E-02 | 1,22E-02 | 1,53E-03 | -2,75E-01 | |
|  ETP-fw ¹ | CTUe | 1,25E+03 | 1,31E+02 | 1,57E-01 | 0 | 7,22E+00 | 1,85E+01 | 5,00E-01 | -2,41E+02 | |
|  HTP-c ¹ | CTUh | 1,99E-07 | 0,00E+00 | 5,00E-12 | 0 | 0,00E+00 | 1,89E-09 | 2,30E-11 | -5,07E-09 | |
|  HTP-nc ¹ | CTUh | 7,85E-07 | 1,32E-07 | 1,97E-10 | 0 | 7,89E-09 | 8,32E-08 | 8,75E-10 | -2,09E-07 | |
|  SQP ¹ | dimensionless | 3,88E+03 | 1,25E+02 | 7,89E-02 | 0 | 6,81E+00 | 9,26E-01 | 9,65E-01 | -2,86E+02 | |

PM = Particulate Matter emissions; IRP = Ionizing radiation – human health; ETP-fw = Eco toxicity – freshwater; HTP-c = Human toxicity – cancer effects; HTP-nc = Human toxicity – non cancer effects; SQP = Soil Quality (dimensionless)

"Reading example: 9,0 E-03 = 9,0*10⁻³ = 0,009"

*INA Indicator Not Assessed




1. The results of this environmental impact indicator shall be used with care as the uncertainties on these results are high or as there is limited experienced with the indicator
2. This impact category deals mainly with the eventual impact of low dose ionizing radiation on human health of the nuclear fuel cycle. It does not consider effects due to possible nuclear accidents, occupational exposure nor due to radioactive waste disposal in underground facilities. Potential ionizing radiation from the soil, from radon and from some construction materials is also not measured by this indicator.

| Resource use | | | | | | | | | | |
|---|----------------|----------|----------|-----------|----|----------|-----------|----------|-----------|--|
| Indicator | Unit | A1-A3 | A4 | A5 | C1 | C2 | C3 | C4 | D | |
|  PERE | MJ | 4,46E+02 | 2,69E+00 | 1,94E-03 | 0 | 1,39E-01 | 2,69E-01 | 1,63E-02 | -2,64E+02 | |
|  PERM | MJ | 4,50E+02 | 0,00E+00 | -4,30E+00 | 0 | 0,00E+00 | -3,84E+02 | 0,00E+00 | 0,00E+00 | |
|  PERT | MJ | 8,97E+02 | 2,69E+00 | -4,30E+00 | 0 | 1,39E-01 | -3,84E+02 | 1,63E-02 | -2,64E+02 | |
|  PENRE | MJ | 8,58E+02 | 1,77E+02 | 1,18E-01 | 0 | 9,74E+00 | 5,36E+00 | 3,38E-01 | -4,45E+01 | |
|  PENRM | MJ | 2,68E+01 | 0,00E+00 | 0,00E+00 | 0 | 0,00E+00 | -2,68E+01 | 0,00E+00 | 0,00E+00 | |
|  PENRT | MJ | 8,85E+02 | 1,77E+02 | 1,18E-01 | 0 | 9,74E+00 | -2,15E+01 | 3,38E-01 | -4,45E+01 | |
|  SM | kg | 4,05E-01 | 0,00E+00 | 0,00E+00 | 0 | 0,00E+00 | 0,00E+00 | 0,00E+00 | 0,00E+00 | |
|  RSF | MJ | 4,96E+00 | 1,06E-01 | 6,43E-05 | 0 | 4,99E-03 | 6,19E-03 | 3,92E-04 | -4,11E-02 | |
|  NRSF | MJ | 1,00E+00 | 3,51E-01 | 2,65E-04 | 0 | 1,78E-02 | 0,00E+00 | 1,69E-01 | -1,55E+01 | |
|  FW | m ³ | 1,15E+00 | 2,00E-02 | 5,55E-05 | 0 | 1,04E-03 | 1,14E-02 | 3,26E-04 | -3,19E-01 | |

PERE = Use of renewable primary energy excluding renewable primary energy resources used as raw materials; PERM = Use of renewable primary energy resources used as raw materials; PERT = Total use of renewable primary energy resources; PENRE = Use of non renewable primary energy excluding non-renewable primary energy resources used as raw materials; PENRM = Use of non renewable primary energy resources used as raw materials; PENRT = Total use of non renewable primary energy resources; SM = Use of secondary materials; RSF = Use of renewable secondary fuels; NRSF = Use of non-renewable secondary fuels; FW = Net use of fresh water

"Reading example: 9,0 E-03 = 9,0*10⁻³ = 0,009"






*INA Indicator Not Assessed

| End of life - Waste | | | | | | | | | | |
|--|------|----------|----------|----------|----|----------|----------|----------|-----------|--|
| Indicator | Unit | A1-A3 | A4 | A5 | C1 | C2 | C3 | C4 | D | |
|  HWD | kg | 4,64E-01 | 9,32E-03 | 0,00E+00 | 0 | 5,02E-04 | 0,00E+00 | 8,43E-01 | -2,57E-03 | |
|  NHWD | kg | 7,77E+00 | 8,01E+00 | 5,20E-01 | 0 | 4,74E-01 | 7,86E-01 | 1,85E-01 | -1,08E+00 | |
|  RWD | kg | 3,76E-03 | 1,21E-03 | 0,00E+00 | 0 | 6,64E-05 | 0,00E+00 | 1,89E-06 | -2,26E-04 | |

HWD = Hazardous waste disposed; NHWD = Non-hazardous waste disposed; RWD = Radioactive waste disposed

*Reading example: 9,0 E-03 = $9,0 \cdot 10^{-3} = 0,009$

*INA Indicator Not Assessed

| End of life - Output flow | | | | | | | | | | |
|---|------|----------|----------|----------|----|----------|----------|----------|----------|--|
| Indicator | Unit | A1-A3 | A4 | A5 | C1 | C2 | C3 | C4 | D | |
|  CRU | kg | 0,00E+00 | 0,00E+00 | 0,00E+00 | 0 | 0,00E+00 | 0,00E+00 | 0,00E+00 | 0,00E+00 | |
|  MFR | kg | 7,60E+00 | 0,00E+00 | 4,84E-01 | 0 | 0,00E+00 | 1,37E-01 | 0,00E+00 | 0,00E+00 | |
|  MER | kg | 3,75E+00 | 0,00E+00 | 7,08E-07 | 0 | 0,00E+00 | 4,59E+01 | 0,00E+00 | 0,00E+00 | |
|  EEE | MJ | 2,57E+00 | 0,00E+00 | 2,97E-02 | 0 | 0,00E+00 | 3,15E+01 | 0,00E+00 | 0,00E+00 | |
|  EET | MJ | 3,88E+01 | 0,00E+00 | 4,50E-01 | 0 | 0,00E+00 | 4,77E+02 | 0,00E+00 | 0,00E+00 | |

CRU = Components for re-use; MFR = Materials for recycling; MER = Materials for energy recovery; EEE = Exported energy electrical; EET = Exported energy thermal

*Reading example: 9,0 E-03 = $9,0 \cdot 10^{-3} = 0,009$

*INA Indicator Not Assessed

| Biogenic Carbon Content | | |
|---|------|---------------------|
| Indicator | Unit | At the factory gate |
| Biogenic carbon content in product | kg C | 2,35E+01 |
| Biogenic carbon content in accompanying packaging | kg C | 2,41E-01 |

Note: 1 kg biogenic carbon is equivalent to 44/12 kg CO₂

Additional requirements

Greenhouse gas emissions from the use of electricity in the manufacturing phase

National production mix from import, low voltage (production of transmission lines, in addition to direct emissions and losses in grid) of applied electricity for the manufacturing process (A3).

| Electricity mix | Data source | Amount | Unit |
|-------------------------------------|---------------|--------|---------------------------|
| Electricity, European average (kWh) | ecoinvent 3.6 | 428,03 | g CO ₂ -eq/kWh |

Dangerous substances

The product contains no substances given by the REACH Candidate list.

Indoor environment

Additional Environmental Information

Key Environmental Indicators

| Key environmental indicators | Unit | A1-A3 | A4 | A1-C4 | A1-D |
|------------------------------|------------------------|---------|--------|---------|---------|
| GWPtotal | kg CO ₂ -eq | -37,97 | 11,88 | 53,37 | 50,09 |
| Total energy consumption | MJ | 1310,42 | 180,31 | 1506,91 | 1182,73 |
| Amount of recycled materials | % | 0,85 | | | |

Additional environmental impact indicators required in NPCR Part A for construction products

| Indicator | Unit | A1-A3 | A4 | A5 | C1 | C2 | C3 | C4 | D |
|-----------|------------------------|----------|----------|----------|----|----------|----------|----------|-----------|
| GWPIOBC | kg CO ₂ -eq | 6,39E+01 | 1,19E+01 | 8,41E-03 | 0 | 6,45E-01 | 2,85E+00 | 3,52E-02 | -3,31E+00 |

GWP-IOBC: Global warming potential calculated according to the principle of instantaneous oxidation. In order to increase the transparency of biogenic carbon contribution to climate impact, the indicator GWP-IOBC is required as it declares climate impacts calculated according to the principle of instantaneous oxidation. GWP-IOBC is also referred to as GWP-GHG in context to Swedish public procurement legislation.






Variants and Options

Key environmental indicators (A1-A3) for variants of this EPD

| Variants | Weight (kg) | GWPTotal (kg CO ₂ -eq) | Total energy consumption (MJ) | Amount of recycled materials (%) |
|---|-------------|-----------------------------------|-------------------------------|----------------------------------|
| Titan deep cabinet 3A4 W800, doors 3A4, meas. w/o base 1176x800x400, melamine | 46,40 | -37,97 | 1310,42 | 0,85 |
| Titan deep cabinet 2A4 W800, doors 2A4, meas. w/o base 792x800x400, melamine | 33,70 | -26,47 | 950,94 | 0,86 |
| Titan deep cabinet 3A4 W800, doors 3A4, meas. w/o base 1176x800x400, body, front, shelves –veneer | 53,00 | -46,67 | 1483,17 | 0,74 |
| Titan deep cabinet 4A4 W800, doors 4A4, meas. w/o base 1560x800x400, melamine | 55,00 | -46,18 | 1503,35 | 0,91 |
| Titan deep cabinet 5A4 W800, doors 5A4, meas. w/o base 1944x800x400, melamine | 72,20 | -58,30 | 2064,63 | 0,84 |
| Titan deep cabinet 2A4 W1200, sliding doors 2A4, meas. w/o base 792x1200x400, melamine | 46,40 | -40,35 | 1223,32 | 0,86 |
| Titan deep cabinet 1A4 W800, sliding doors 1A4 meas. w/o base 384x800x400, melamine | 20,00 | -15,55 | 561,75 | 0,88 |
| Titan deep cabinet 1A4 W1200, sliding doors 1A4 meas. w/o base 384x1200x400, melamine | 28,30 | -22,20 | 783,02 | 0,88 |
| Titan deep cabinet 1A4 W1600, sliding doors 1A4 meas. w/o base 384x1600x400, melamine | 36,30 | -28,86 | 1004,11 | 0,88 |
| Titan deep cabinet 2A4 W800, sliding doors 2A4, meas. w/o base 792x800x400, melamine | 33,50 | -26,92 | 945,56 | 0,87 |
| Titan deep cabinet 2A4 W1200, sliding doors 2A4, meas. w/o base 792x1200x400, body, front, shelves – veneer | 53,00 | -46,62 | 1471,98 | 0,76 |
| Titan deep cabinet 2A4 W1600, sliding doors 2A4, meas. w/o base 792x1600x400, melamine | 59,30 | -48,28 | 1681,48 | 0,86 |
| Titan deep cabinet 3A4 W800, sliding doors 3A4, meas. w/o base 1176x800x400, melamine | 46,20 | -37,89 | 1312,61 | 0,85 |
| Titan deep cabinet 3A4 W1200, sliding doors 3A4, meas. w/o base 1176x1200x400, melamine | 69,00 | -49,11 | 2130,59 | 0,78 |
| Titan deep cabinet 3A4 W1600, sliding doors 3A4, meas. w/o base 1176x1600x400, melamine | 86,00 | -74,76 | 2399,11 | 0,79 |
| Titan deep cabinet 3A4 W800, meas. w/o base 1176x800x400, melamine | 35,70 | -28,99 | 1033,35 | 1,11 |
| Titan deep cabinet 1A4 W800, meas. w/o base 384x800x400, melamine | 17,00 | -14,00 | 465,51 | 1,05 |
| Titan deep cabinet 2A4 W800, meas. w/o base 792x800x400, melamine | 26,00 | -21,59 | 755,03 | 1,10 |
| Titan deep cabinet 3A4 W800, meas. w/o base 1176x800x400, body, shelves – veneer | 41,00 | -36,71 | 1172,60 | 0,98 |
| Titan deep cabinet 4A4 W800, meas. w/o base 1560x800x400, melamine | 45,00 | -36,39 | 1311,61 | 1,11 |
| Titan deep cabinet 5A4 W800, meas. w/o base 1944x800x400, melamine | 54,00 | -43,84 | 1593,09 | 1,12 |
| Titan deep cabinet 3A4 W800, doors 2A4, drawers, meas. w/o base 1176x800x400, melamine | 47,00 | -34,21 | 1355,33 | 0,84 |
| Titan deep cabinet 2A4 W800, doors 1A4, drawers, meas. w/o base 792x800x400, melamine | 34,00 | -23,25 | 987,63 | 0,84 |
| Titan deep cabinet 3A4 W800, doors 2A4, drawers, meas. w/o base 1176x800x400, veneer | 56,00 | -50,61 | 1436,31 | 0,72 |
| Titan deep cabinet 3A4 W420, door 2A4, drawers, meas. w/o base 1176x420x400, melamine | 28,00 | -20,18 | 772,63 | 0,92 |
| Titan deep cabinet 4A4 W800, doors 2A4, drawers, meas. w/o base 1560x800x400, melamine | 56,00 | -41,67 | 1635,25 | 0,89 |
| Titan cabinet with pullout 3A4 right, meas. w/o base 1274x800x400, melamine | 75,60 | -64,39 | 1899,10 | 0,51 |
| Titan pullout cabinet 2A4 right, meas. w/o base 890x800x400, melamine | 60,30 | -48,52 | 1529,65 | 0,48 |
| Titan pullout cabinet 3A4 right, meas. w/o base 1274x800x400, veneer | 80,00 | -84,52 | 1626,57 | 0,49 |
| Titan mobile drawer unit on wheels, 3 drawers, meas. w/o base 630x432x558 | 23,60 | -9,41 | 711,50 | 0,83 |
| Titan mobile drawer unit on wheels, 4 drawers, meas. w/o base 630x432x558 | 25,00 | -5,40 | 787,35 | 0,79 |
| Titan flower box 1200x400, body MFC, Flower box insert, leg frame H:196mm | 25,50 | 21,50 | 727,76 | 0,77 |
| Titan flower box 800x400, body MFC, Flower box insert, leg frame H:196mm | 19,70 | 12,69 | 558,44 | 0,65 |
| Titan flower box 1200x400, body veneer Flower box insert with trellis, leg frame H:196mm | 30,60 | 30,07 | 840,28 | 0,65 |
| Titan flower box 1600x400, body MFC, Flower box insert, leg frame H:196mm | 32,00 | 32,25 | 919,30 | 0,74 |
| Titan flower box 1600x400, body MFC, Flower box insert and trellis, leg frame H:196mm | 38,00 | 47,04 | 1090,00 | 0,62 |
| Special Titan cabinet with shelves and drawers, meas. w/o base 1200x800x400, melamine | 57,30 | -38,84 | 1780,17 | 1,17 |
| Titan deep cabinet 1A4 W1200, sliding doors 1A4 meas. w/o base 384x1200x400, veneer | 32,00 | -26,39 | 978,69 | 0,81 |

Bibliography

ISO 14025:2010 Environmental labels and declarations - Type III environmental declarations - Principles and procedures.
 ISO 14044:2006 Environmental management - Life cycle assessment - Requirements and guidelines.
 EN 15804:2012+A2:2019 Environmental product declaration - Core rules for the product category of construction products.
 ISO 21930:2017 Sustainability in buildings and civil engineering works - Core rules for environmental product declarations of construction products.
 ecoinvent v3, Allocation, cut-off by classification, Swiss Centre of Life Cycle Inventories.
 Iversen et al., (2021) eEPD v2021.09 Background information for EPD generator tool system verification, LCA.no Report number: 07.21
 Ruud et al., (2023) EPD generator for NPCR026 Part B for Furniture - Background information for EPD generator application and LCA data, LCA.no report number 01.23
 NPCR Part A: Construction products and services. Ver. 2.0. March 2021, EPD-Norge.
 NPCR 026 Part B for Furniture. Ver. 2.0 March 2022, EPD-Norge.

| | | |
|---|--|---|
|  epd-norway <small>Global Program Operator</small> | Program operator and publisher The Norwegian EPD Foundation Post Box 5250 Majorstuen, 0303 Oslo, Norway | Phone: +47 23 08 80 00 e-mail: post@epd-norge.no web: www.epd-norge.no |
|  | Owner of the declaration: JSC Svenheim Naujoki str.132, LT-62175 Alytus | Phone: +370 657 52044 e-mail: linas@svenheim.lt web: www.svenheim.no |
|  | Author of the Life Cycle Assessment LCA.no AS Dokka 6B, 1671 | Phone: +47 916 50 916 e-mail: post@lca.no web: www.lca.no |
|  | Developer of EPD generator LCA.no AS Dokka 6B,1671 Kråkerøy | Phone: +47 916 50 916 e-mail: post@lca.no web: www.lca.no |
|  | ECO Platform ECO Portal | web: www.eco-platform.org web: ECO Portal |