


Environmental Product Declaration

In accordance with ISO 14025

[Product name]



The Norwegian
EPD Foundation

Owner of the declaration:
[Owner]

Product name:
[text]

Declared unit:
[text]

Product category /PCR:
[text]

Program holder and publisher:
The Norwegian EPD foundation

Declaration number:
[Number]

Registration Number:
[Number]

Issue date: [Date]

Valid to: [Date]

General information

Product:

[Produkt Navn]

Program holder:

The Norwegian EPD Foundation
Post Box 5250 Majorstuen, 0303 Oslo, Norway
Phone: +47 23 08 80 00
E-mail: post@epd-norge.no

Declaration Number:

[From EPD-Norge]

This declaration is based on Product Category Rules:

[PCR]

Statements:

The owner of the declaration shall be liable for the underlying information and evidence. EPD Norway shall not be liable with respect to manufacturer, life cycle assessment data and evidences.

Declared unit:

[Mandatory]

Declared unit with option:

[Tekst]

Functional unit:

[Tekst]

Verification:

Independent verification of the declaration and data, according to ISO14025:2010

internal external

Sign

[name]

Independent verifier approved by EPD Norway

Owner of the declaration:

[name of EPD owner]

Contact person: [Text]

Phone: [Text]

e-mail: [Text]

Manufacturer:

[name]

[Adress]

Phone: [Text]

e-mail: [Text]

Place of production:

[adress]

Management system:

[ISO 14001 fill in]

Organisation no:

[123456789MVA fill in]

Issue date:

[xx.xx.xxxx]

Valid to:

[xx.xx.xxxx]

Year of study:

[xxxx]

Comparability:

EPDs from other programmes than [Name of Program operator] may not be comparable.

The EPD has been worked out by:

[name]

Approved

Manager of EPD Norway

Product

Product description:

[Text]

Product specification:

[Text]

Materials	kg	%

Technical data:

[Text]

Market:

[Text]

Reference service life:

[Text]

LCA: Calculation rules

Declared unit:

[Text]

Cut-off criteria:

[Text]

Allocation:

[Text]

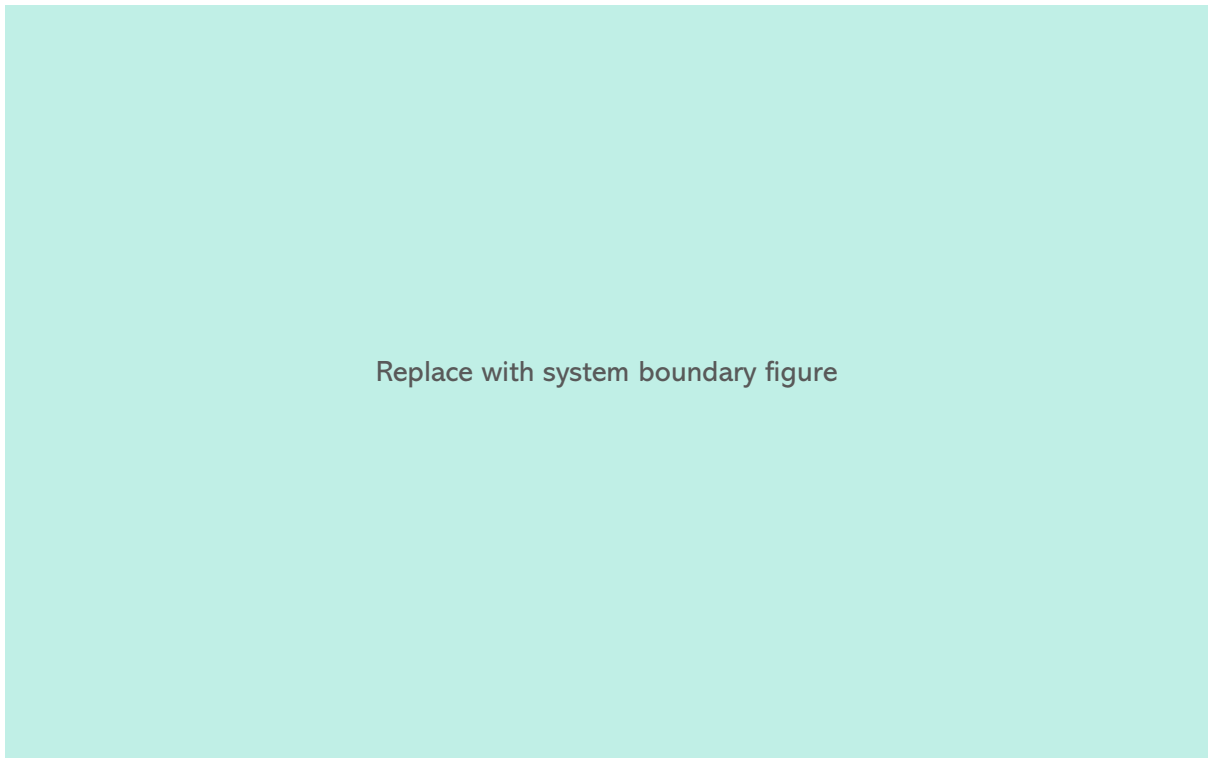
Data quality:

[Text]

Materials	Source	Data quality	Year

System boundary:

[Text]



Additional technical information:

[Text]

LCA: Scenarios and additional technical information

The following information describe the scenarios in the different modules of the EPD.

[Text]

Transport from production place to assembly/user (A4)

Type	Capacity utilisation (incl. return) %	Type of vehicle	Distance KM	Fuel/Energy consumption	value (l/t)
Truck					
Railway					
Boat					

[Text]

Assembly (A5)

	Unit	Value
Auxiliary	kg	
Water consumption	m ³	
Electricity consumption	kWh	
Other energy carriers	MJ	

Material loss	kg	
Output materials from waste treatment	kg	
Dust in the air	kg	

[Text]

Use (B1)

	Unit	Value

[Text]

Maintenance (B2)/Repair (B3)

	Unit	Value
Maintenance cycle*		
Auxiliary	kg	
Other resources	kg	
Water consumption	m ³	
Electricity consumption	kWh	
Other energy carriers	MJ	
Material loss	Kg	

[Text]

Replacement (B4)/Refurbishment (B5)

	Unit	Value
Replacement cycle*		
Electricity consumption	kWh	
Replacement of worn parts	0	

[Text]

Operational energy (B6) and water consumption (B7)

	Unit	Value
Water consumption	m ³	
Electricity consumption	kWh	
Other energy carriers	MJ	
Power output of equipment	kW	

[Text]

End of Life (C1, C3, C4)

	Unit	Value

Hazardous waste disposed	kg	
Collected as mixed construction waste	kg	
Reuse	kg	
Recycling	kg	
Energy recovery	kg	
To landfill	kg	

[Text]

Transport to waste processing (C2)

Type	Capacity utilisation (incl. return) %	Type of vehicle	Distance KM	Fuel/Energy consumption	value (l/t)
Truck					
Railway					
Boat					

[Text]

Benefits and loads beyond the system boundaries (D)

	Unit	Value

[Text]

Additional technical information

[Text]

LCA: Results

[Text]

System boundaries (X=included, MID=module not declared, MIR=module not relevant)

Product stage			Assembly stage		Use stage							End of life stage				Beyond system boundaries
Raw materials	Transport	Manufacturing	Transport	Assembly	Use	Maintenance	Repair	Replacement	Refurbishment	Operational energy use	Operational water use	De-construction demolition	Transport	Waste processing	Disposal	Reuse-Recovery-Recycling-potential
A1	A2	A3	A4	A5	B1	B2	B3	B4	B5	B6	B7	C1	C2	C3	C4	D
X	X	X														

Environmental impact

Parameter	Unit	A1	A2	A3	A1-A3	
GWP	kg CO ₂ -eq.					
ODP	kg CFC11-eq.					
POCP	kg C ₂ H ₄ -eq.					
AP	kg SO ₂ -eq.					
EP	kg PO ₄ ³⁻ -eq.					
ADPM	kg Sb-eq.					
ADPE	MJ					

GWP Global warming potential; ODP Depletion potential of the stratospheric ozone layer; POCP Formation potential of tropospheric photochemical oxidants; AP Acidification potential of land and water; EP Eutrophication potential; ADPM Abiotic depletion potential for non fossil resources; ADPE Abiotic depletion potential for fossil resources

Reading example: 9,0 E-03 = 9,0*10⁻³ = 0,009

Resource use

Parameter	Unit	A1	A2	A3	A1-A3	
RPEE	MJ					
RPEM	MJ					
TPE	MJ					
NRPE	MJ					
NRPM	MJ					
TRPE	MJ					
SM	kg					
RSF	MJ					
NRSF	MJ					
W	m ³					

RPEE Renewable primary energy resources used as energy carrier; RPEM Renewable primary energy resources used as raw materials; TPE Total use of renewable primary energy resources; NRPE Non renewable primary energy resources used as energy carrier; NRPM Non renewable primary energy resources used as materials; TRPE Total use of non renewable primary energy resources; SM Use of secondary materials; RSF Use of renewable secondary fuels; NRSF Use of non renewable secondary fuels; W Use of net fresh water

End of life - Waste

Parameter	Unit	A1	A2	A3	A1-A3	
HW	kg					
NHW	kg					
RW	kg					

HW Hazardous waste disposed; NHW Non hazardous waste disposed; RW Radioactive waste disposed

End of life – output flow

Parameter	Unit	A1	A2	A3	A1-A3	
CR	kg					
MR	kg					
MER	kg					
EEE	MJ					
ETE	MJ					

CR Components for reuse; MR Materials for recycling; MER Materials for energy recovery; EEE Exported electric energy; ETE Exported thermal energy

[Text]

Additional requirements

Greenhouse gas emission from the use of electricity in the manufacturing phase

National production mix from import, low voltage (production of transmission lines, in addition to direct emissions and losses in grid) of applied electricity for the manufacturing process(A3).

Electricity mix	Data source	Amount	Unit
			g CO ₂ eq./kWh

Dangerous substances

- The product contains no substances given by the REACH Candidate list or the Norwegian priority list
- The product contains substances given by the REACH Candidate list or the Norwegian priority list that are less than 0,1 % by weight.
- The product contain dangerous substances, more than 0,1% by weight, given by the REACH Candidate List or the Norwegian Priority list, see table.
- The product contains no substances given by the REACH Candidate list or the Norwegian priority list. The product is classified as hazardous waste (Avfallsforsiften, Annex III), see table.

Name	CAS no.	Amount

Indoor environment

The product meets the requirements for low emissions.

[Text]

Carbon footprint

While a carbon footprint analysis has not been conducted for the product separately, the results section does include an evaluation of Global Warming Potential (GWP) with such an analysis. The GWP total results presented in this EPD document represents the carbon footprint of the product studied.

[Text]

Bibliography


ISO 14025:2010

Environmental labels and declarations - Type III environmental declarations - Principles and procedures

ISO 14044:2006

Environmental management - Life cycle assessment - Requirements and guidelines

[Text]

	Program Operator	tlf	+47 23 08 80 00
	The Norwegian EPD Foundation		
	Post Box 5250 Majorstuen, 0303 Oslo	e-post:	post@epd-norge.no
	Norway	web	www.epd-norge.no
	Publisher	tlf	+47 23 08 80 00
	The Norwegian EPD Foundation		
	Post Box 5250 Majorstuen, 0303 Oslo	e-post:	post@epd-norge.no
	Norway	web	www.epd-norge.no
Company Logo	Owner of the declaration	tlf	
		Fax	
		e-post:	
		web	
Company Logo	Author of the life cycle assesment	tlf	
		Fax	
		e-post:	
		web	
	ECO Platform ECO Portal	web web	www.eco-platform.org ECO Portal