

EPD


# Environmental Product Declaration

## Relion 611/615 Series of Protection and Control Relays

Production site: Vaasa, Finland



DOCUMENT KIND Environmental Product Declaration	IN COMPLIANCE WITH ISO 14025 and EN 50693			
PROGRAM OPERATOR The Norwegian EPD Foundation	PUBLISHER The Norwegian EPD Foundation			
REGISTRATION NUMBER OF THE PROGRAM OPERATOR NEPD-4533-3791-EN	ISSUE DATE 2023-06-06			
VALID TO 2028-06-06	STATUS Approved		SECURITY LEVEL Public	
OWNING ORGANIZATION ABB Switzerland Ltd, Group Technology Management	ABB DOCUMENT ID 2RCA057154	REV. C	LANG. EN	PAGE 1/22

<b>EPD Owner</b>	ABB Switzerland Ltd, Group Technology Management		
<b>Organization No.</b>	CHE-101.538.426		
<b>Manufacturer name and address</b>	ABB Oy Muottite 2 A, Vaasa, Finland		
<b>Company contact</b>	Seila Rodriguez-Vilches – seila.rodriguez-vilches@ch.abb.com Sustainability Product Manager		
<b>Program operator</b>	The Norwegian EPD Foundation Post Box 5250 Majorstuen, 0303 Oslo, Norway phone: +47 23 08 80 00, email: post@epd-norge.no		
<b>Declared product</b>	Relion 611/615 series		
<b>Product description</b>	The Relion 611 and 615 series of relays are used in utility, industrial, and transport and infrastructure applications for protection, control, measurement, and supervision of power distribution systems. Specific applications include feeder, transformer, and motor protection and control. The relays are available in ready-made standard configurations but can also be tailored to meet customer-specific requirements.		
<b>Functional unit</b>	To protect a power system against faults such as short circuit and overload, using an auxiliary voltage of 110 V DC, during a service life of 10 years and with a use rate of 100 % in Europe.		
<b>Reference flow</b>	A single Relion 611/615 series protection and control relay, including related connectors, accessories, and packaging.		
<b>CPC code</b>	4621 - Electricity distribution or control apparatus.		
<b>Independent verification</b>	Independent verification of the declaration and data, according to ISO 14025:2010  <input type="checkbox"/> INTERNAL <input checked="" type="checkbox"/> EXTERNAL  Independent verifier approved by EPD-Norge: Elisabet Amat  Signature: 		
<b>Approved by</b>	Håkon Hauan, CEO EPD-Norge  Signature: 		
<b>Reference PCR and PSR</b>	EN 50693:2019 – Product Category Rules for Life Cycle Assessments of Electronic and Electrical Products and Systems. EPDItaly007 – Electronic and Electrical Products and Systems, Rev. 3.0, 2023/01/13.		
<b>Program instructions</b>	The Norwegian EPD Foundation/EPD-Norge, General Programme Instructions 2019, Version 3.0, 2019/04/24.		
<b>LCA study</b>	This EPD is based on the LCA study described in the LCA report 2RCA057633.		
<b>EPD type</b>	Specific product		
<b>EPD scope</b>	Cradle-to-grave		
<b>Product RSL</b>	10 years		
<b>Geographical representativeness</b>	Manufacturing (suppliers): Global	Manufacturing (ABB): Finland	Downstream: Europe
<b>Reference year</b>	2022		
<b>LCA software</b>	SimaPro 9.4.0.2 (2023)		
<b>LCI database</b>	Ecoinvent v3.8 (2021)		
<b>Comparability</b>	EPDs published within the same product category, though originating from different programs, may not be comparable. Full conformance with a PCR allows EPD comparability only when all stages of a life cycle have been considered. However, variations and deviations are possible.		
<b>Liability</b>	The owner of the declaration shall be liable for the underlying information and evidence. EPD-Norge shall not be liable with respect to manufacturer, life cycle assessment data, and evidence.		

STATUS	SECURITY LEVEL	DOCUMENT ID.	REV.	LANG.	PAGE
Approved	Public	2RCA057154	C	EN	2/22

# Contents

**Sustainability at ABB .....4**

**General Information .....5**

**Constituent Materials .....8**

**LCA Background Information .....10**

**Inventory Analysis .....12**

**Environmental Indicators .....14**

**Extrapolation rules .....16**

**Sensitivity analysis .....19**

**Additional Environmental Information .....20**

**Additional Norwegian Requirements .....20**

**References .....22**

---

STATUS	SECURITY LEVEL	DOCUMENT ID.	REV.	LANG.	PAGE
Approved	Public	2RCA057154	C	EN	3/22

---



# Sustainability at ABB

ABB is a leading global technology company that energizes the transformation of society and industry to achieve a more productive, sustainable future. By connecting software to its electrification, robotics, automation, and motion portfolio, ABB pushes the boundaries of technology to drive performance to new levels.

At ABB, we actively contribute to a more sustainable world, leading by example in our own operations and partnering with customers and suppliers to enable a low-carbon society, preserve resources, and promote social progress.

Learn more on our website [global.abb/group/en/sustainability](https://global.abb/group/en/sustainability) or scan the QR code.



STATUS	SECURITY LEVEL	DOCUMENT ID.	REV.	LANG.	PAGE
Approved	Public	2RCA057154	C	EN	4/22



## General Information

The products declared in this Environmental Product Declaration, which are all built on the same underlying hardware and technology, includes the following devices of the Relion 611 and 615 series of protection and control relays:

- REB611 – Busbar protection
- REF611 – Feeder protection
- REM611 – Motor protection
- REU611 – Voltage protection
- RED615 – Line differential protection
- REF615 – Feeder protection
- REG615 – Generator protection
- REM615 – Motor protection
- RET615 – Transformer protection
- REU615 – Voltage protection
- REV615 – Capacitor bank protection
- REC615 – Remote monitoring and control
- RER615 – Recloser protection and control
- SMU615 – Substation merging unit

The Relion 611 and 615 series of relays are used in utility, industrial, and transport and infrastructure applications for protection, control, measurement, and supervision of power distribution systems. The relays are available in ready-made standard configurations for fast and easy setup but can also be tailored to meet customer-specific requirements.

General technical specifications for all devices belonging to the product series are presented below.

Description		Value
Width	Frame	177 mm
	Case	164 mm
Height	Frame	177 mm
	Case	160 mm
Depth		201 mm
Weight (excl. packaging)	Complete relay	max. 4.1 kg
	Plug-in unit only	max. 2.1 kg

Relion 611 series	Power supply module PSM0004	Power supply module PSM0003
Nominal auxiliary voltage $U_n$	100, 110, 120, 220, 240 V AC, 50 and 60 Hz 48, 60, 110, 125, 220, 250 V DC	24, 30, 48, 60 V DC
Burden of auxiliary voltage supply under quiescent ( $P_q$ ) / operating condition	DC < 12.5 W (nominal) / < 15.0 W (max.) AC < 13.5 W (nominal) / < 16.0 W (max.)	DC < 10.2 W (nominal) / < 10.8 W (max.)

STATUS	SECURITY LEVEL	DOCUMENT ID.	REV.	LANG.	PAGE
Approved	Public	2RCA057154	C	EN	5/22

Relion 615 series	Power supply module PSM0004	Power supply module PSM0003
<b>Nominal auxiliary voltage <math>U_n</math></b>	100, 110, 120, 220, 240 V AC, 50 and 60 Hz	24, 30, 48, 60 V DC
	48, 60, 110, 125, 220, 250 V DC	
<b>Burden of auxiliary voltage supply under quiescent (<math>P_q</math>) / operating condition</b>	DC < 13.0 W (nominal) / < 18.0 W (max.)	DC < 13.0 W (nominal) / < 18.0 W (max.)
	AC < 16.0 W (nominal) / < 21.0 W (max.)	

Due to the configurable nature of the product, there is a significant variation within the series in terms of environmental impacts. A representative relay configuration is therefore selected as reference product and declared in this EPD. The reference product is a maximum version in terms of hardware which have all module slots filled; thus, the choice of reference product is conservative. Additionally, the results of the study can be extrapolated for other relay configurations according to EN 50693. The extrapolation rules are provided together with the results.

Slot	Module	Reference product (max. hardware)
<b>X000</b>	Communication	COM0037
<b>X100</b>	Power supply	PSM0004
<b>X110</b>	Binary I/O	BIO0005
<b>X120</b>	Analogue input	AIM0016
<b>X130</b>	Analogue input	AIM0006
<b>XBPL</b>	Backplane	BPL0001
<b>XCPU</b>	CPU	CPU0007
<b>XDIS</b>	Display	DIS00012
<b>Product ID</b>		REF615E_1G
<b>Measured nominal power @ 110 V DC</b>		9.5 W
<b>Weight (excl. packaging)</b>		4.0 kg
<b>Ordering code</b>		HBFNAEAGNEA1BNA11G

The Relion 611/615 series are produced in three different geographical locations: 1) Vaasa, Finland, 2) Vadodara, India, and 3) Nanjing, China. The plant in Vaasa is the main site of production, and these relays are sold globally. The plants in Vadodara and Nanjing instead focus on domestic markets, that is, India and China.

The manufacturing site in Vaasa, Finland, uses 100 % renewable energy for the electricity, more specifically, a 50/50 mix of wind and hydro. The plant is also certified according to the following standards:

- ISO 9001:2015 – Quality management systems
- ISO 14001:2015 – Environmental management systems
- ISO 45001:2018 – Occupational health and safety management systems

The manufacturing site in Vadodara, India, uses ca 3.1 % renewable energy from own roof-mounted solar panels and ca 0.6 % from backup diesel generators. For the rest of the electricity, the national energy mix is used. The plant is also certified according to the following standards:

- ISO 9001:2015 – Quality management systems
- ISO 14001:2015 – Environmental management systems
- ISO 45001:2018 – Occupational health and safety management systems

STATUS	SECURITY LEVEL	DOCUMENT ID.	REV.	LANG.	PAGE
Approved	Public	2RCA057154	C	EN	6/22

The manufacturing site in Nanjing, China, is a joint venture with Nanjing SAC Power Grid Automation Co Ltd. The plant uses the national energy mix for the electricity. The plant is also certified according to the following standards:

- ISO 9001:2015 – Quality management systems
- ISO 14001:2015 – Environmental management systems
- ISO 45001:2018 – Occupational health and safety management systems

ABB only performs final assembling and testing of the relays. ABB does not manufacture any parts or components themselves. Instead, this is outsourced and purchased from various suppliers globally. Most of the parts are purchased as sub-assemblies or ready modules. The only exceptions are “box-build” products, of which some are ready products redistributed by ABB, and some get software installed and are tested by ABB.

In this EPD, only the Relion 611/615 series manufactured in Vaasa, Finland is considered in the main scenario. Additional scenarios are considered in the Sensitivity Analysis chapter, including Relion 611/615 series manufactured in Vadodara, India, and Nanjing, China.

STATUS	SECURITY LEVEL	DOCUMENT ID.	REV.	LANG.	PAGE
Approved	Public	2RCA057154	C	EN	7/22

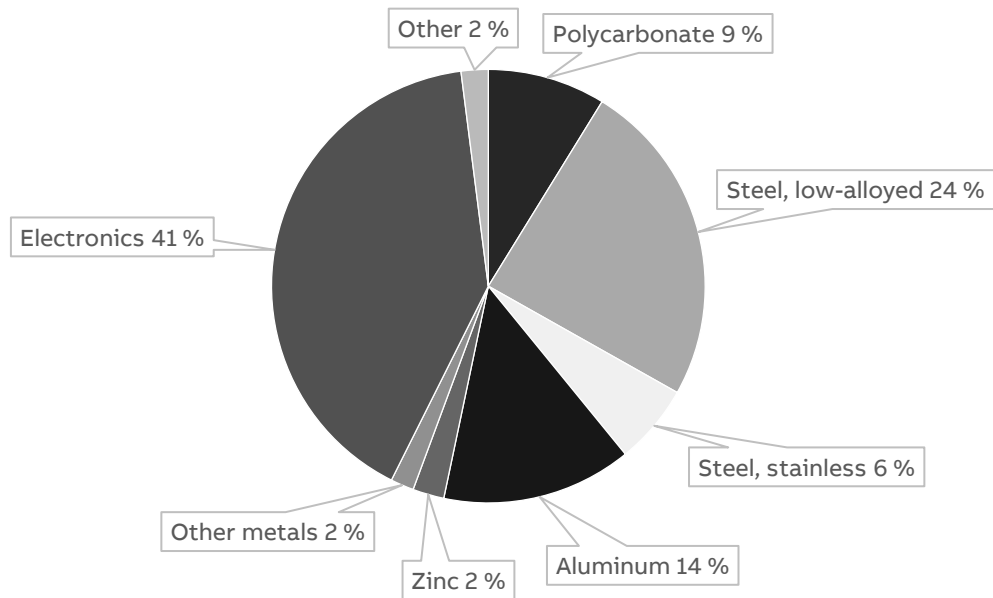


# Constituent Materials

The Relion 611/615 series reference product weighs 4.0 kg, and the constituent materials are presented below. Stickers have been excluded as they are considered negligible to the overall environmental impacts. Due to the complex nature of the electronics, these are presented as a separate category, which includes printed wiring boards, electronic components, connectors, and cables. Electronics are typically composed of various plastics, copper, and precious metals.

Type	Material	Weight [kg]	Weight %
Plastics	Polycarbonate	0.35	9
Metals	Steel, low-alloyed	0.97	24
	Steel, stainless	0.24	6
	Aluminum	0.57	14
	Zinc	0.09	2
	Other metals	0.07	2
Others	Electronics	1.62	41
	Other	0.08	2
<b>Total</b>		<b>4.00</b>	<b>100</b>

## Relion 611/615 Series Reference Product





The packaging materials and accessories of the relay weighs 0.82 kg in total, of which 0.36 kg is the packaging of the relay, and 0.47 kg is the bulk packaging per relay (30 relays per pallet). The constituent materials are presented below.

	Description	Material	Weight [g]	Weight %	Secondary material %
<b>Relay</b>	Packaging box	Cardboard	183	22	63
	Cushioning	Molded fiber pulp	131	16	100
	Self-sealing bags	PE	7	1	0
	Documentation	Printed paper*	36	4	0
	<b>Subtotal</b>			<b>357</b>	<b>43</b>
<b>Pallet (1/30)</b>	Pallet	Wood*	307	37	0
	Packaging box	Cardboard*	83	10	0
	Packaging cover	Cardboard*	37	4	0
	Protective edges	Cardboard	4	<1	85
	Cushioning	Kraft paper	34	4	100
	Plastic straps	PET	2	<1	100
	<b>Subtotal</b>			<b>466</b>	<b>57</b>
<b>Total</b>			<b>823</b>	<b>100</b>	<b>35</b>

\*FSC- or PEFC-certified

STATUS	SECURITY LEVEL	DOCUMENT ID.	REV.	LANG.	PAGE
Approved	Public	2RCA057154	C	EN	9/22



# LCA Background Information

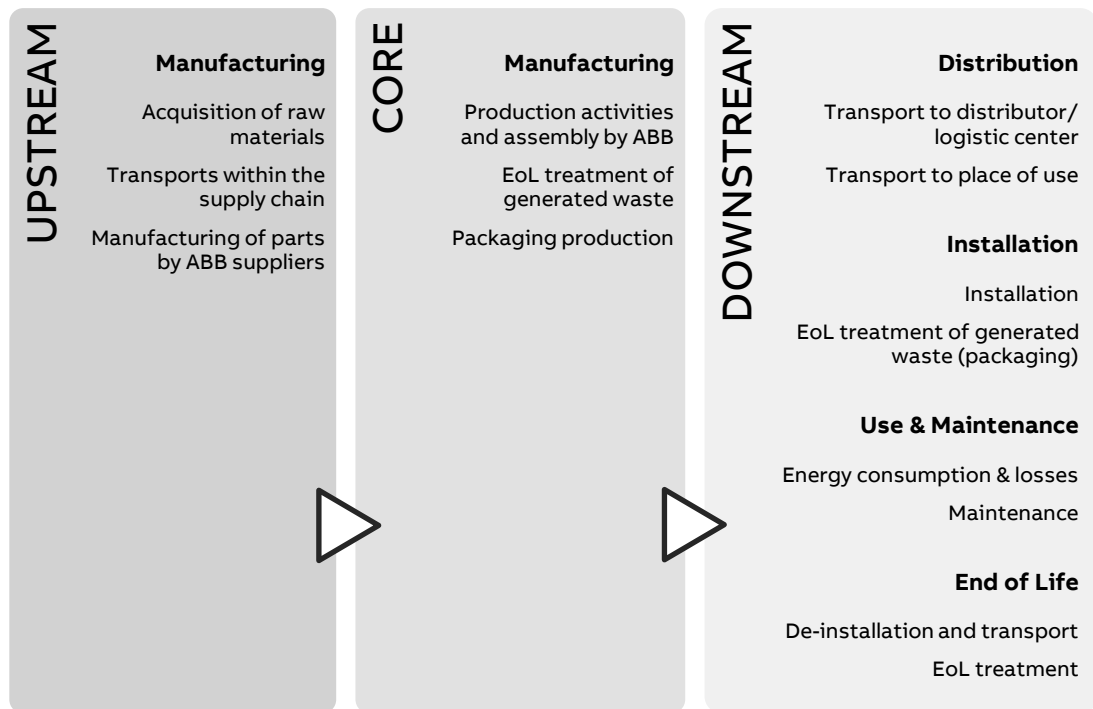
## Functional Unit

The functional unit of this study is to protect a power system against faults such as short circuit and overload, using an auxiliary voltage of 110 V DC, during a service life of 10 years and with a use rate of 100 % in Europe. The reference flow is a single Relion 611/615 series protection and control relay, including related connectors, accessories, and packaging.

Note, the reference service life (RSL) of 10 years is a theoretical period selected for calculation purposes only – this is not representative for the minimum, average, nor actual service life of the product.

## System Boundaries

The life cycle assessment of the Relion 611/615 series, an EEPS (Electronic and Electrical Products and Systems), is a “from cradle to grave” analysis. The figure below shows the product life cycle stages and the information considered in the LCA.



In terms of exclusions from the system boundary, the PCR EPDitaly007 refer to chapter 4.2.3.1 in the standard EN 50693 for products that can be easily replaced or recovered. In accordance with EN 50693:2019, capital goods such as machinery, tools, buildings, infrastructure, packaging for internal transports, and administrative activities, which cannot be allocated directly to the production of the reference product, are excluded.

Infrastructures, when present, such as in processes deriving from the ecoinvent database, have not been excluded. Scraps for metal working and plastic processes are also included when already defined in ecoinvent.

STATUS	SECURITY LEVEL	DOCUMENT ID.	REV.	LANG.	PAGE
Approved	Public	2RCA057154	C	EN	10/22

## Temporal and geographical boundaries

In terms of temporal boundaries, all primary data collected from ABB are from 2022, which is considered a representative production year. Secondary data are provided by ecoinvent v3.8 which was released in 2021.

In terms of geographical boundaries, the materials and components used in the production of the Relion 611/615 relays are globally sourced. The supply chains are often complex and can extend across multiple countries and continents. Therefore, materials with global representativeness are selected from ecoinvent. Thus, a conservative approach is adopted.

## Data quality

Both primary and secondary data are used. The main sources for primary data are the bill of materials and technical drawings, while site specific foreground data are provided by ABB.

For all processes for which primary data are not available, generic data originating from the ecoinvent v3.8 database, "allocation, cut-off by classification", are used. The LCA software used for the calculations is SimaPro 9.4.0.2.

## Environmental impact indicators

The information obtained from the inventory analysis is aggregated according to the effects related to the various environmental issues. In accordance with the PCR EPDIItaly007, the environmental impact indicators are determined by using the characterization factors and impact assessment methods specified in EN 15804:2012+A2:2019.

## Allocation rules

The utility consumption and waste generation of ABB's manufacturing site are allocated to the production of one relay by using allocation rules. Because the plant is also handling "box-build" products, a part of the total utility and waste is allocated based on production hours to relevant "box-build" products. The remaining amounts related to the relay production are then allocated per relay based on production volumes. Moreover, utility consumption and waste generation deriving from offices and administrative activities are not excluded and thus, a conservative approach is adopted.

For the end-of-life allocation, the "Polluter Pays" principle is adopted according to what is defined in the CEN/TR 16970 standard, as required by the PCR EPDIItaly007. This means, waste treatment processes are allocated to the product system that generates the waste until the end-of-waste state is reached. The environmental burdens of recycling and energy recovery processes are therefore allocated to the product system that generates the waste, while the product system that uses the exported energy and recycled materials receives it burden-free. However, the potential benefits and avoided loads from recovery and recycling processes are not considered because it is not required by EPDIItaly007.

## Cut-off criteria

According to EN 50693, the cut-off criteria can be set to a maximum of 5 % of the overall environmental impacts. In this LCA, labels as well as the tape and staples used in the packaging have been excluded as their weights are negligible.

STATUS	SECURITY LEVEL	DOCUMENT ID.	REV.	LANG.	PAGE
Approved	Public	2RCA057154	C	EN	11/22



# Inventory Analysis

## Manufacturing stage

As presented in chapter Constituent Materials, low-alloyed steel and electronics are the most frequently used materials, followed by aluminum and polycarbonate.

Using the ecoinvent database, the steels are mainly modelled with *Steel, low-alloyed [GLO] market for*, while the aluminum is mainly modelled with a pseudo system of *Aluminium alloy, AlMg3 [GLO] market for*, with an adjusted alloy composition based on primary data. To account for the production activities of metal and plastic parts, *Metal working, average* and *Injection molding* are the most frequently used processes. Surface treatments are also included, and the most common is *Zinc coat, coils [GLO] market for*.

For modelling the electronics, the printed wiring boards (PWB) are modelled on a component level. Thus, all components that are mounted on the PWBs are categorized and grouped into the most corresponding components found in ecoinvent. Furthermore, due to the high impacts of gold, primary data are used to model the specific amounts of gold used in each connector.

Supply chain transports are added as far as data is available between ABB, the suppliers, and sub-suppliers. Only primary suppliers are considered. The rest of the transports are assumed to already be included in ecoinvent's "market for"-processes.

For the ABB manufacturing site, which is considered in the core manufacturing stage, utility consumption and waste generation are allocated to the production of one relay according to the defined allocation rules. The packaging materials and accessories associated with the product are also considered in the core manufacturing stage.

## Distribution

The transport distance from ABB's plant to the site of installation is assumed to be 3500 km intracontinental transport by lorry, as suggested in EN 50693, and the scenario is representative for Europe.

## Installation

Except for commissioning testing, the installation stage only implies manual activities, and no energy is consumed. Commissioning testing is not considered because the time duration is negligible. Therefore, this phase only considers the end-of-life of the packaging materials.

The end-of-life scenario for packaging materials is based on *Packaging waste by waste management operations* by Eurostat (2020), which is representative for Europe. A transport distance of 100 km by lorry is assumed as actual location of disposal is unknown.

STATUS	SECURITY LEVEL	DOCUMENT ID.	REV.	LANG.	PAGE
Approved	Public	2RCA057154	C	EN	12/22

## Use

The use stage considers the measured nominal power consumption at 110 V DC over the reference service life of 10 years as defined in the functional unit. This is calculated using the following formula:

$$E_{use} = 9.5 \text{ W} * 10 \text{ years} * 365 \text{ days} * 24 \text{ hours} = 832.2 \text{ kWh}$$

A use rate of 100 % is assumed because the relay is always powered on in a normal mode during normal operational circumstances. Additional power consumption from active inputs and outputs, e.g., during trip conditions, is therefore considered negligible. Finally, because this product is sold globally and is not limited to any specific country, the latest energy mix of the European Union is adopted as suggested by the standard EN 50693. The emission factor of the energy mix is presented below.

Energy mix	Source	Amount	Unit
European energy mix; <i>Electricity, medium voltage [RER]/ market group for / Cut-off, S</i>	Ecoinvent v3.8	0.40	kg CO <sub>2</sub> -eq./kWh

Maintenance is not considered because the Relion 611/615 series does not have any required maintenance within its service life. There is no planned or preventive maintenance for this product. The only maintenance that is performed is corrective maintenance if, for example, something breaks or stops working. However, corrective maintenance is unusual, and thus considered negligible.

## End of life

Decommissioning of the product only implies manual activities, and no energy is consumed. Therefore, this phase only considers the end-of-life of the product.

The end-of-life scenario for the product is based on IEC/TR 62635 (Annex D.3), which is representative for Europe. A conservative approach is adopted by using the rates given for materials that go through a separation process, except for electronics for which selective treatment is assumed, and this includes the losses in the separation processes. A transport distance of 100 km by lorry is assumed as actual location of disposal is unknown.

STATUS	SECURITY LEVEL	DOCUMENT ID.	REV.	LANG.	PAGE
Approved	Public	2RCA057154	C	EN	13/22



# Environmental Indicators

## Relion 611/615 reference product

Product ID: REF615E\_1G

Ordering code: HBFNAEAGNEA1BNA11G

Hardware: Maximum (all slots filled)

Nominal power: 9.5 W @ 110 V DC

Impact category	Unit	Total	UPSTREAM	CORE	DOWNSTREAM			
			Manufacturing	Distribution	Installation	Use and maintenance	End-of-life	
<b>GWP – total</b>	kg CO <sub>2</sub> eq.	4.55E+02	1.15E+02	1.34E+00	2.78E+00	3.52E-01	3.32E+02	3.37E+00
<b>GWP – fossil</b>	kg CO <sub>2</sub> eq.	4.42E+02	1.14E+02	1.40E+00	2.78E+00	2.87E-02	3.21E+02	3.30E+00
<b>GWP – biogenic</b>	kg CO <sub>2</sub> eq.	1.18E+01	7.82E-01	-9.86E-02	2.52E-03	3.23E-01	1.07E+01	6.76E-02
<b>GWP – luluc</b>	kg CO <sub>2</sub> eq.	9.79E-01	1.83E-01	3.78E-02	1.10E-03	1.00E-05	7.57E-01	4.53E-04
<b>ODP</b>	kg CFC-11 eq.	2.62E-05	9.42E-06	1.54E-07	6.48E-07	4.04E-09	1.59E-05	3.51E-08
<b>AP</b>	mol H+ eq.	2.88E+00	1.13E+00	7.54E-03	1.41E-02	1.25E-04	1.73E+00	2.56E-03
<b>EP – freshwater</b>	kg P eq.	4.59E-01	1.37E-01	5.99E-04	1.81E-04	2.47E-06	3.21E-01	1.43E-04
<b>EP – marine</b>	kg N eq.	4.91E-01	1.82E-01	2.63E-03	4.85E-03	1.80E-04	2.99E-01	1.84E-03
<b>EP – terrestrial</b>	mol N eq.	4.92E+00	2.23E+00	2.19E-02	5.30E-02	4.78E-04	2.61E+00	8.45E-03
<b>POCP</b>	kg NMVOC eq.	1.25E+00	5.13E-01	5.28E-03	1.51E-02	1.59E-04	7.12E-01	2.17E-03
<b>ADP – minerals and metals</b>	kg Sb eq.	4.16E-02	4.08E-02	2.08E-05	9.75E-06	6.99E-08	7.61E-04	4.70E-06
<b>ADP – fossil</b>	MJ, net calorific value	8.38E+03	1.45E+03	1.65E+01	4.24E+01	2.91E-01	6.87E+03	4.81E+00
<b>WDP</b>	m <sup>3</sup> eq.	1.09E+02	3.37E+01	5.59E-01	1.28E-01	3.62E-03	7.44E+01	1.02E-01

GWP-fossil: Global Warming Potential fossil; GWP-biogenic: Global Warming Potential biogenic; GWP-luluc: Global Warming Potential land use and land use change; ODP: Depletion potential of the stratospheric ozone layer; AP: Acidification potential; EP-freshwater: Eutrophication potential-freshwater compartment; EP-marine: Eutrophication potential-marine compartment; EP-terrestrial: Eutrophication potential-accumulated exceedance; POCP: Formation potential of tropospheric ozone; ADP-minerals & metals: Abiotic Depletion for non-fossil resources potential; ADP-fossil: Abiotic Depletion for fossil resources potential; WDP: Water deprivation potential.

STATUS	SECURITY LEVEL	DOCUMENT ID.	REV.	LANG.	PAGE
Approved	Public	2RCA057154	C	EN	14/22

ENVIRONMENTAL PRODUCT DECLARATION

Resource use parameters	Unit	Total	UPSTREAM	CORE	DOWNSTREAM			
			Manufacturing		Distribution	Installation	Use and maintenance	End-of-life
<b>PENRE</b>	MJ, low cal. value	8,35E+03	1,42E+03	1,62E+01	4,24E+01	2,91E-01	6,86E+03	4,81E+00
<b>PERE</b>	MJ, low cal. value	1,41E+03	1,51E+02	3,57E+01	5,97E-01	5,79E-03	1,22E+03	4,12E-01
<b>PENRM</b>	MJ, low cal. value	3,24E+01	3,21E+01	3,46E-01	0	0	0	0
<b>PERM</b>	MJ, low cal. value	1,07E+01	0	1,07E+01	0	0	0	0
<b>PENRT</b>	MJ, low cal. value	8,38E+03	1,45E+03	1,65E+01	4,24E+01	2,91E-01	6,86E+03	4,81E+00
<b>PERT</b>	MJ, low cal. value	1,42E+03	1,51E+02	4,64E+01	5,97E-01	5,79E-03	1,22E+03	4,12E-01
<b>FW</b>	m <sup>3</sup>	7,07E+00	1,17E+00	5,14E-02	4,72E-03	1,22E-04	5,84E+00	3,74E-03
<b>MS</b>	kg	1,13E+00	8,40E-01	2,86E-01	0	0	0	0
<b>RSF</b>	MJ	0	0	0	0	0	0	0
<b>NRSF</b>	MJ	0	0	0	0	0	0	0

PENRE: Use of non-renewable primary energy excluding non-renewable primary energy resources used as raw material; PERE: Use of renewable primary energy excluding renewable primary energy resources used as raw material; PENRM: Use of non-renewable primary energy resources used as raw material; PERM: Use of renewable primary energy resources used as raw material; PENRT: Total use of non-renewable primary energy resources (primary energy and primary energy resources used as raw materials); PERT: Total use of renewable primary energy resources (primary energy and primary energy resources used as raw materials); FW: Net use of fresh water; MS: Use of secondary materials; RFS: Use of renewable secondary fuels; NRSF: Use of non-renewable secondary fuels.

Waste production indicators	Unit	Total	UPSTREAM	CORE	DOWNSTREAM			
			Manufacturing		Distribution	Installation	Use and maintenance	End-of-life
<b>HWD</b>	kg	1,52E-02	1,26E-02	5,54E-05	1,11E-04	6,84E-07	2,43E-03	8,49E-06
<b>NHWD</b>	kg	4,15E+01	1,48E+01	4,43E-01	2,18E+00	1,81E-01	2,27E+01	1,16E+00
<b>RWD</b>	kg	5,55E-02	4,43E-03	6,20E-05	2,87E-04	1,76E-06	5,07E-02	2,00E-05
<b>MER</b>	kg	1,63E+00	0	5,29E-01	0	1,40E-01	0	9,63E-01
<b>MFR</b>	kg	4,62E+00	4,63E-01	1,58E+00	0	5,17E-01	0	2,06E+00
<b>CRU</b>	kg	0	0	0	0	0	0	0
<b>ETE</b>	MJ	5,16E+00	0	1,77E+00	0	5,97E-01	0	2,79E+00
<b>EEE</b>	MJ	2,86E+00	0	9,76E-01	0	3,31E-01	0	1,55E+00

HWD: hazardous waste disposed; NHWD: non-hazardous waste disposed; RWD: radioactive waste disposed; MER: materials for energy recovery; MFR: material for recycling; CRU: components for reuse; ETE: exported thermal energy; EEE: exported electricity energy.

STATUS	SECURITY LEVEL	DOCUMENT ID.	REV.	LANG.	PAGE
Approved	Public	2RCA057154	C	EN	15/22



## Extrapolation rules

Due to the large variations in environmental impacts present within the series, extrapolation rules are established according to EN 50693. This allows for estimating more precise impacts of other relay configurations. Changes in percentages per hardware module and watt are presented in tables in the following pages. This is based on a sensitivity analysis and linear regression using the reference product and the selected hardware modules. The following extrapolation rules are established:

- The upstream manufacturing stage, distribution stage, and end-of-life stage can be extrapolated based on the number of hardware modules.
  - Formula:  $Value_{refproduct} * (1 - change\% * n_{emptyslots})$
  - Relion 611 range: 1–3 empty slots
  - Relion 615 range: 0–3 empty slots
- The use stage can be extrapolated based on the actual, measured power consumption.
  - Formula:  $Value_{refproduct} * (1 - change\% * (9.5 - Power))$
  - Typical range: 5–14 W

**Example 1:** A Relion 611 relay that have 2 hardware module slots empty, and a measured power consumption at 6 W.

- “GWP-total” in upstream =  $115 \text{ kg CO}_2\text{-eq} * (1 - 9.2\% * 2)$  = 94 kg CO<sub>2</sub>-eq
- “GWP-total” in use stage =  $332 \text{ kg CO}_2\text{-eq} * (1 - 10.5\% * (9.5 - 6))$  = 210 kg CO<sub>2</sub>-eq

**Example 2:** A Relion 615 relay that have 1 hardware module slot empty, and a measured power consumption at 8.5 W.

- “ADP-fossil” in distribution =  $42.4 \text{ MJ} * (1 - 3.1\% * 1)$  = 41.1 MJ
- “ADP-fossil” in use stage =  $6870 \text{ MJ} * (1 - 10.5\% * (9.5 - 8.5))$  = 6150 MJ

An Excel tool for the extrapolation rules of the Relion 611/615 series is available at:

<https://search.abb.com/library/Download.aspx?DocumentID=2RCA057610&LanguageCode=en&DocumentPartId=&Action=Launch>

STATUS	SECURITY LEVEL	DOCUMENT ID.	REV.	LANG.	PAGE
Approved	Public	2RCA057154	C	EN	16/22



ENVIRONMENTAL PRODUCT DECLARATION

Impact category	Change per hardware module						Change per watt
	Upstream	Core	Distribution	Installation	Use and maintenance	End-of-life	Use and maintenance
<b>GWP – total</b>	9.2 %	-	3.1 %	-	-	9.0 %	10.5 %
<b>GWP – fossil</b>	9.2 %	-	3.1 %	-	-	9.2 %	10.5 %
<b>GWP – biogenic</b>	5.5 %	-	3.1 %	-	-	-0.8 %	10.5 %
<b>GWP – luluc</b>	9.4 %	-	3.1 %	-	-	3.3 %	10.5 %
<b>ODP</b>	9.2 %	-	3.1 %	-	-	3.7 %	10.5 %
<b>AP</b>	8.7 %	-	3.1 %	-	-	5.0 %	10.5 %
<b>EP – freshwater</b>	10.3 %	-	3.1 %	-	-	4.0 %	10.5 %
<b>EP – marine</b>	8.8 %	-	3.1 %	-	-	3.5 %	10.5 %
<b>EP – terrestrial</b>	7.6 %	-	3.1 %	-	-	6.2 %	10.5 %
<b>POCP</b>	9.1 %	-	3.1 %	-	-	5.9 %	10.5 %
<b>ADP – minerals and metals</b>	10.5 %	-	3.1 %	-	-	2.4 %	10.5 %
<b>ADP – fossil</b>	9.3 %	-	3.1 %	-	-	3.7 %	10.5 %
<b>WDP</b>	9.2 %	-	3.1 %	-	-	6.3 %	10.5 %

GWP-fossil: Global Warming Potential fossil; GWP-biogenic: Global Warming Potential biogenic; GWP-luluc: Global Warming Potential land use and land use change; ODP: Depletion potential of the stratospheric ozone layer; AP: Acidification potential; EP-freshwater: Eutrophication potential-freshwater compartment; EP-marine: Eutrophication potential-marine compartment; EP-terrestrial: Eutrophication potential-accumulated exceedance; POCP: Formation potential of tropospheric ozone; ADP-minerals & metals: Abiotic Depletion for non-fossil resources potential; ADP-fossil: Abiotic Depletion for fossil resources potential; WDP: Water deprivation potential.

STATUS	SECURITY LEVEL	DOCUMENT ID.	REV.	LANG.	PAGE
Approved	Public	2RCA057154	C	EN	17/22

ENVIRONMENTAL PRODUCT DECLARATION


Resource use parameters	Change per hardware module						Change per watt
	Upstream	Core	Distribution	Installation	Use and maintenance	End-of-life	Use and maintenance
<b>PENRE</b>	9.3 %	-	3.1 %	-	-	3.7 %	10.5 %
<b>PERE</b>	9.3 %	-	3.1 %	-	-	3.2 %	10.5 %
<b>PENRM</b>	6.0 %	-	-	-	-	-	10.5 %
<b>PERM</b>	-	-	-	-	-	-	10.5 %
<b>PENRT</b>	9.3 %	-	3.1 %	-	-	3.7 %	10.5 %
<b>PERT</b>	9.3 %	-	3.1 %	-	-	3.2 %	10.5 %
<b>FW</b>	9.5 %	-	3.1 %	-	-	5.9 %	10.5 %
<b>MS</b>	-0.1 %	-	-	-	-	-	10.5 %
<b>RSF</b>	-	-	-	-	-	-	10.5 %
<b>NRSF</b>	-	-	-	-	-	-	10.5 %

PENRE: Use of non-renewable primary energy excluding non-renewable primary energy resources used as raw material; PERE: Use of renewable primary energy excluding renewable primary energy resources used as raw material; PENRM: Use of non-renewable primary energy resources used as raw material; PERM: Use of renewable primary energy resources used as raw material; PENRT: Total use of non-renewable primary energy resources (primary energy and primary energy resources used as raw materials); PERT: Total use of renewable primary energy resources (primary energy and primary energy resources used as raw materials); FW: Net use of fresh water; MS: Use of secondary materials; RFS: Use of renewable secondary fuels; NRSF: Use of non-renewable secondary fuels.

Waste production indicators	Change per hardware module						Change per watt
	Upstream	Core	Distribution	Installation	Use and maintenance	End-of-life	Use and maintenance
<b>HWD</b>	6.2 %	-	3.1 %	-	-	4.4 %	10.5 %
<b>NHWD</b>	7.2 %	-	3.1 %	-	-	3.9 %	10.5 %
<b>RWD</b>	9.3 %	-	3.1 %	-	-	3.0 %	10.5 %
<b>MER</b>	-	-	-	-	-	10.1 %	10.5 %
<b>MFR</b>	-0.3 %	-	-	-	-	0.6 %	10.5 %
<b>CRU</b>	-	-	-	-	-	-	10.5 %
<b>ETE</b>	-	-	-	-	-	9.6 %	10.5 %
<b>EEE</b>	-	-	-	-	-	9.6 %	10.5 %

HWD: hazardous waste disposed; NHWD: non-hazardous waste disposed; RWD: radioactive waste disposed; MER: materials for energy recovery; MFR: material for recycling; CRU: components for reuse; ETE: exported thermal energy; EEE: exported electricity energy.

STATUS	SECURITY LEVEL	DOCUMENT ID.	REV.	LANG.	PAGE
Approved	Public	2RCA057154	C	EN	18/22



## Sensitivity analysis

This chapter presents the results of a sensitivity analysis in different scenarios, to understand how the impact category “GWP – total” varies for the Relion 611/615 series protection and control relays that are produced and sold in different geographical locations.

The manufacturing stage depends on where the relay is sold, as the plant in Finland sells globally while the plant in China and India sells domestically. In turn, the choice of market affects the supply chain transports, ABB’s utility consumption and waste generation, and the packaging materials used. The downstream stage also depends on the customer location, and the main variable is the energy mix used in the use stage. However, the distribution stage is not modified as the intracontinental transport of 3500 km by lorry remains representative in all scenarios; only the weight of the transport is adjusted as the packaging materials differ. The end-of-life scenarios are neither modified due to the lack of market specific data.

Scenario	Total [kg CO <sub>2</sub> eq.]	UPSTREAM	CORE	DOWNSTREAM			
		Manufacturing	Distribution	Installation	Use and maintenance	End-of-life	
<b>Declared scenario</b>							
Manufacturing site: Finland Use stage: Europe	4.55E+02	1.15E+02	1.34E+00	2.78E+00	3.52E-01	3.32E+02	3.37E+00
<b>India</b>							
Manufacturing site: India Use stage: India	1,29E+03	1,23E+02	8,37E+00	3,18E+00	6,32E-01	1,15E+03	3,37E+00
<b>China</b>							
Manufacturing site: China Use stage: China	1,02E+03	1,29E+02	8,66E+00	2,90E+00	4,92E-01	8,77E+02	3,37E+00

STATUS	SECURITY LEVEL	DOCUMENT ID.	REV.	LANG.	PAGE
Approved	Public	2RCA057154	C	EN	19/22



## Additional Environmental Information

### Recyclability potential

The recyclability potential of the Relion 611/615 series is calculated by dividing “MFR: material for recycling” in the end-of-life stage by the total weight of the product. As a result, the recyclability potentials of the series are presented below:

Hardware configuration	Recyclability potential
Relion 611/615, full relay (reference product)	51 %
Relion 611/615, 1 slot empty (extrapolated)	53 %
Relion 611/615, 2 slots empty (extrapolated)	55 %
Relion 611/615, 3 slots empty (extrapolated)	57 %

## Additional Norwegian Requirements

### Greenhouse gas emissions from the use of electricity in the manufacturing phase

Production mix from import, medium voltage (production of transmission lines, in addition to direct emissions and losses in grid) of applied electricity for the manufacturing process.

Energy mix	Data source	Amount	Unit
ABB FI energy mix; 50 % wind + 50 % hydro	Ecoinvent v3.8	0.026	kg CO <sub>2</sub> -eq/kWh

### Dangerous substances

As part of ABB’s values, and in alignment with the Supplier Code of Conduct, we seek to work with companies who contribute to a sustainable development and are ethically, socially, environmentally, and economically responsible.

ABB is responsible for ensuring that our products comply with legal requirements. There are also other sets of environmental requirements not necessarily originating from legislation, but which are of great importance as ABB customers are demanding compliance with them.

ABB Distribution Solutions has contacted suppliers of the Relion 611/615 series to collect component and material information. This information includes, but is not limited to:

- Full Material Disclosure
- RoHS compliance certificate
- REACH compliance certificate
- Component lifecycle status

STATUS	SECURITY LEVEL	DOCUMENT ID.	REV.	LANG.	PAGE
Approved	Public	2RCA057154	C	EN	20/22

Thus, the purpose is to avoid chemicals, materials, and substances that

- may represent hazards to the environment, or
- the health of workers, customers, consumers, and other stakeholders, or
- could negatively influence end-of-life properties.

**Indoor environment**

The product meets the requirements for low emissions.

**Carbon footprint**

Carbon footprint has not been worked out for the product.

---

STATUS	SECURITY LEVEL	DOCUMENT ID.	REV.	LANG.	PAGE
Approved	Public	2RCA057154	C	EN	21/22

---



## References

- Nyström, A. (2023). *Relion 611/615 Series: Life Cycle Assessment Report* (Report No. 2RCA057155, rev. B). ABB Switzerland Ltd, Group Technology Management.
- ecoinvent. ecoinvent v.3.8 (2021). <https://ecoinvent.org/the-ecoinvent-database/data-releases/ecoinvent-3-8/>
- European Committee for Standardization. (2019). *Product category rules for life cycle assessments of electronic and electrical products and systems* (EN 50693:2019).
- European Committee for Standardization. (2019). *Sustainability of constructions - Environmental product declarations* (EN 15804:2012+A2:2019).
- Eurostat. (2020). *Packaging waste by waste management operations*.  
[https://ec.europa.eu/eurostat/databrowser/view/ENV\\_WASPAC/default/table?lang=en](https://ec.europa.eu/eurostat/databrowser/view/ENV_WASPAC/default/table?lang=en)
- ICMQ S.p.A. (2023). *PCR EPDIItaly007-Electronic and electrical products and systems*, rev. 3.0 (2023-01-13). EPDIItaly. <https://www.epditaly.it/en/view-pcr/>
- ICMQ S.p.A (2020). *Regulations of the EPDIItaly Programme Regulations*, rev. 5.2 (2020-02-16). EPDIItaly. [https://www.epditaly.it/en/wp-content/uploads/2016/12/EPDITALY-Regulament\\_rev-5.2\\_EN.pdf](https://www.epditaly.it/en/wp-content/uploads/2016/12/EPDITALY-Regulament_rev-5.2_EN.pdf)
- International Electrotechnical Commission. (2012). *Guidelines for end-of-life information provided by manufacturers and recyclers and for recyclability rate calculation of electrical and electronic equipment*, Edition 1.0 (2012-10-1) (IEC/TR 62635).
- International Organization for Standardisation. (2006). *Environmental management - Life cycle assessment - Principles and framework* (ISO Standard No. 14040:2006).  
<https://www.iso.org/standard/37456.html>
- International Organization for Standardisation. (2006). *Environmental management - Life cycle assessment - Requirements and guidelines* (ISO Standard No. 14044:2006).  
<https://www.iso.org/standard/38498.html>
- PRé Sustainability. (2023). SimaPro (version 9.4.0.2) [computer software]. <https://pre-sustainability.com/solutions/tools/simapro/>
- SeaRates. (2022). *Shipping Distances & Time Calculator*.  
<https://www.searates.com/services/distances-time>
- The Norwegian EPD Foundation/EPD-Norge. (2019). *General Programme Instructions 2019*, Version 3.0 (2019-04-24). <https://www.epd-norge.no/getfile.php/1328807-1674210696/Dokumenter/GPI%20Det%20norske%20EPD%20programmet%20approved240419%20-%20v5-20123.pdf>



### Program Operator and publisher

The Norwegian EPD Foundation	Ph.	+47 23 08 80 00
Post Box 5250 Majorstuen,	email	post@epd-norge.no
0303 Oslo, Norway	web	www.epd-norge.no



### Owner of the declaration

ABB Switzerland Ltd, Group Technology Management		
Brown Boveri Straße 6, 5400 Baden, Switzerland	web	www.abb.com



### Author

Alexander Nyström	Ph.	+358 44 0778023
ABB Oy	email	alexander.nystrom@fi.abb.com
Muottitie 2 A, Vaasa, Finland	web	www.abb.com

STATUS	SECURITY LEVEL	DOCUMENT ID.	REV.	LANG.	PAGE
Approved	Public	2RCA057154	C	EN	22/22