

ENVIRONMENTAL PRODUCT DECLARATION

This EPD is in accordance with ISO 14025 and EN 15804.

Owner of the declaration:	Beer Sten AS
Program operator:	The Norwegian EPD Foundation
Publisher:	The Norwegian EPD Foundation
Declaration number:	NEPD-4063-3090-EN
Issue date:	19.12.2022
Valid to:	19.12.2027

BeerEcoSten® Evjen - The Polar Selection

BeerEcoSten® Evjen Granitt

BEER STEN AS

Etabl ★ 1879

Et trygt valg

Beer Sten AS

www.epd-norge.no



General information

Product

BeerEcoSten® Evjen Granitt

Program holder

Næringslivets Stiftelse for Miljødeklarasjoner
Postboks 5250 Majorstuen, 0303 Oslo
Phone: +47 977 22 020
e-mail: post@epd-norge.no

Declaration number

NEPD-4063-3090-EN

This declaration is based on Product Category Rules:

EN 15804:2012+A1:2013 v.1.0 (24.11.2013).
NPCR Part A v.1.0 for Construction products and services (07.04.2017).
NPCR 018 v.1.0 Part B for natural stone products, aggregates and fillers
(20.05.2020).

Statements:

The owner of the declaration shall be liable for the underlying information and evidence.

EPD Norway shall not be liable with respect to manufacturer, life cycle assessment data and evidences.

Declared unit:

Declared unit with option:

Functional unit:

1 tonne of BeerEcoSten® installed in roads/pavements/parking lots/city squares/driveways/gardens/parks etc.

Verification:

Independent verification of the declaration and data, according to ISO14025:2010

internal external

Third party verifier:



Mie Vold

(Independent verifier approved by EPD Norway)

Owner of the declaration

EPD owner: Beer Sten AS
Contact person: Monica Midtun Sander
Phone: +47 415 52 474
e-mail: monica@beersten.no
Address: Habornveien 56
1630 Gamle Fredrikstad

Manufacturer

Evjen Granitt AS
Evjen 8120, Nygårdssjøen

Place of production:

Evjen, Norway

Management system:

Organisation no:

952 440 330

Issue date

19.12.2022

Valid to

19.12.2027

Year of study:

2021

Comparability:

EPDs of construction products may not be comparable if they do not comply with EN 15804 and are seen in a building context. EPDs from other programmes than EPD-Norway may not be comparable.

The EPD has been worked out by:

Simon A. Saxegård



Approved



Håkon Hauan
Managing Director of EPD-Norway

Product

Product description:

BeerEcoSten® Evjen is a product group of stone products. The product group includes pavers, wallstones, elements and curbs in an infinite variety of sizes. During installation it is only curb stones that requires adhesive concrete. A specific installation scenario (A5) is described for curb stones because these require additional B30 concrete.

Technical data:

Density of product: 2.6 t/m³

Product specifications are tested in accordance to standards:
 NS-EN 1926 (Compressive strength).
 NS-EN 12372 (Bending tensile strength).
 NS-EN 13755 (Water absorption).

Product specification

Declared stone types	Water absorption		Bending tensile strength		Compressive strenght		Mineral composition
		%		MPa		Mpa	
Evjen Granitt	0,20		10,9		207,2		Quartz, feldspar, biotite, muscovite

Use and application:

- Elements and wallstones
- Curb stone
- Pavers
- Setts and cubes
- Steps

Market: Norway

Reference service life:
>60 years.

All products are licenced for road use according to strength and property parameters.

Average data:

This EPD declares natural stone products, from one type of stone, in various shapes, sizes and surfaces. The manufacturing data collected represent an average of all variations.

A test was performed to investigate variations in the amount of saw dust from variations in saw blade thicknesses for cutting. It was found less than 10% variations in amounts of saw dust for the smallest stones cut (10x10x10) across the range of saw blade thicknesses.

Similarly, flaming contributed with less than 10% variation for all stone sizes. Data were normalised per tonne stone product sold from manufacturer. Cut wastages, flaming, administrative consumables, and waste management are averaged accordingly.

LCA: Calculation rules

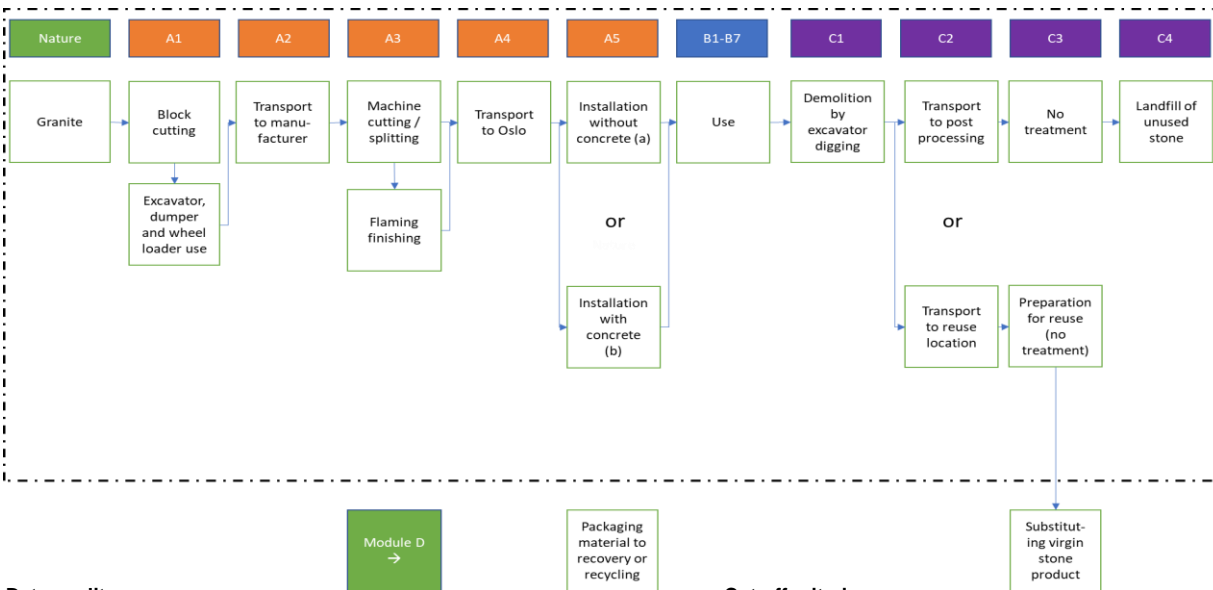
Functional unit:

1 tonne of BeerEcoSten® Evjen installed in roads/pavements/parking lots/city squares/driveways/gardens/parks etc.

System boundary:

The system boundary includes the whole life cycle of Beer Sten AS natural stone products from Evjen, Norway.

Figure 1: System boundary



Data quality:

Data quality: Good quality. Data based on manufacturer and Beer Sten AS.
 Transport based on information from distribution actors.
 Database data based on Ecoinvent 3.8, where no data are more than 10 years old.
 LCA software: SimaPro 9.4.0.2
 Year of average data from manufacturer: 2020.

Cut-off criteria:

All major raw materials and all the essential energy is included. The production processes for raw materials and energy flows that are included with very small amounts (<1%) are not included. This cut-off rule does not apply for hazardous materials and substances.

Allocation:

The allocation is performed in accordance with the provisions of ISO 14025 and the definitions in EN 15804+A1 and NPCR 018 Part B. The manufactured natural stones make up 98.5% of the total revenue whereas 1.5% stem from gravel sold, which is also the appointed allocation keys in this study for A1-A3. Mass allocation shall only be used when the difference in revenue between products is low (<25%, >1%).

LCA: Scenarios and additional technical information

The following information describes the scenarios in the different modules of the EPD.

Transport from production place to assembly/user (A4)

Type	Capacity utilisation (incl. return) %	Type of vehicle	Distance km	Fuel/Energy consumption	Value (l/t)
Truck	55 %	>32 EURO 6 B7 fuel	45	0,022106 l/tkm	1,0
Boat	60 %	5000 DWT Container ship	1554	0,0037 l/tkm	5,7
Truck	55 %	>32 EURO 6 B7 fuel	90	0,022106 l/tkm	2,0

Stones are transported from the factory to harbour (24 km) before shipment to Fredrikstad. Sea vessel sizes have been adjusted according to information from EPD owner. Fuel consumption is based on Smith et al. (2014).

Assembly (A4) Intermediate storage

	Unit	Value
Beer Sten AS' sales and storage operation	t	1

Activities at Beer Sten AS are included as storage activity during the transport phase A4. Impacts associated with the storage are yearly activities and direct emissions divided on the annual sales of all natural stones.

Assembly (A5a) Stone installment without concrete

	Unit	Value
Excavator in operation	min/t	2

Assembly (A5b) Curb stone installment with concrete

	Unit	Value
Excavator in operation	min/t	2
Concrete B30 (NEPD-2327-1071-NO)	m ³ /t	0,0007

Use phase (B1-B7)

No activity necessary to achieve the function of the declared unit. Natural stones are products which need no maintenance, washing or other activities to fulfill their intended use throughout their reference service life.

End of Life (C1, C3, C4)

Natural stone products can be reused. No national statistics on the life cycle scenario of natural stones are available, so a conservative approach was selected in accordance with NPCR 018. The end-of-life treatments typical for natural stone products are either direct reuse (80%), i.e., reuse as raw material to new stone produce, or reuse as raw material to gravel/sand production (10%) or as inert landfill (10%).

C1 Demolition

	Unit	Value
Excavator in operation	min/t	10

The demolition phase is assumed to be mainly performed by hand, but with aid of machinery, like an excavator, in the process.

Transport to waste processing (C2)

Type	Capacity utilisation (incl. return) %	Type of vehicle	Distance km	Fuel/Energy consumption	Value (l/t)
Truck	36 %	16-32t EURO 5	50	0,043287 l/tkm	2,2

C3 Waste treatment

	Unit	Value
Rock crushing, for landfill	t	0,1
Rock crushing, as recycling	t	0,1
Sorting for reuse (no activity)	t	0,8

C4 Final disposal

	Unit	Value
Inert waste, landfill	t	0,1

Benefits and loads beyond the system boundaries (D)

	Unit	Value
Natural stone, reused at site or nearby	t	0,8
Crushed stone, recycled to road constructions etc.	t	0,1

Natural stone products can in most cases be reused directly for refurbishment or new installations. Beer Sten describes that about 10% will be landfilled/long time stored (>3 years) as inert gravel, leaving 90% to be reused either as natural stones (80%) or downcycled to gravel (10%). Crushing to gravel is included as the waste management process.

Additional technical information

The stones will maintain the same technical properties as described for the declared functional unit when reused or recycled.

LCA: Results

The results present the environmental and resource impact as well as delivered outputs associated to the declared unit as described in EN 15804+A1

System boundaries (X=included, MND=module not declared, MNR=module not relevant)

Product stage			Assembly stage		Use stage							End of life stage				Beyond the system boundaries
Raw materials	Transport	Manufacturing	Transport	Assembly	Use	Maintenance	Repair	Replacement	Refurbishment	Operational energy use	Operational water use	Deconstruction demolition	Transport	Waste processing	Disposal	Reuse-Recovery-Recycling-potential
A1	A2	A3	A4	A5	B1	B2	B3	B4	B5	B6	B7	C1	C2	C3	C4	D
X	X	X	X	X	X	X	X	X	X	X	X	X	X	X	X	X

Environmental impact

Parameter	Unit	A1-A3	A4	A5a	A5b	B1-B7	C1	C2	C3	C4	D
GWP	kg CO2 -eqv	4,1E+01	3,1E+01	2,3E+00	2,4E+00	0,0E+00	1,1E+01	8,2E+00	5,9E-03	6,7E-01	-9,5E+01
ODP	kg CFC11 -eqv	5,4E-06	5,4E-06	4,0E-07	4,0E-07	0,0E+00	2,0E-06	1,5E-06	2,9E-10	2,1E-07	-1,5E-05
POCP	kg C2H4 -eqv	8,8E-03	1,4E-02	3,9E-04	1,1E-03	0,0E+00	1,7E-03	1,1E-03	1,9E-06	1,5E-04	-1,6E-02
AP	kg SO2 -eqv	2,7E-01	4,0E-01	9,0E-03	9,2E-03	0,0E+00	3,8E-02	2,6E-02	2,1E-05	4,9E-03	-6,6E-01
EP	kg PO43--eqv	7,1E-02	5,8E-02	3,7E-03	3,3E-03	0,0E+00	8,4E-03	5,8E-03	9,8E-06	1,1E-03	-1,8E-01
ADPM	kg Sb -eqv	3,0E-04	6,6E-05	2,8E-06	2,9E-06	0,0E+00	1,2E-05	2,9E-05	1,2E-07	9,8E-07	-3,6E-04
ADPE	MJ	5,5E+02	4,6E+02	3,4E+01	3,5E+01	0,0E+00	1,6E+02	1,3E+02	5,6E-02	1,8E+01	-1,3E+03

GWP Global warming potential; ODP Depletion potential of the stratospheric ozone layer; POCP Formation potential of tropospheric photochemical oxidants; AP Acidification potential of land and water; EP Eutrophication potential; ADPM Abiotic depletion potential for non fossil resources; ADPE Abiotic depletion potential for fossil resources

Resource use

Parameter	Unit	A1-A3	A4	A5a	A5b	B1-B7	C1	C2	C3	C4	D
RPEE	MJ	3,8E+02	1,3E+01	3,2E-01	3,1E-01	0,0E+00	1,3E+00	1,8E+00	5,6E-01	3,8E-01	-1,3E+03
RPEM	MJ	0,0E+00	0,0E+00	0,0E+00	0,0E+00	0,0E+00	0,0E+00	0,0E+00	0,0E+00	0,0E+00	0,0E+00
TPE	MJ	3,8E+02	1,3E+01	3,2E-01	3,1E-01	0,0E+00	1,3E+00	1,8E+00	5,6E-01	3,8E-01	-1,3E+03
NRPE	MJ	5,5E+02	4,4E+02	3,2E+01	3,2E+01	0,0E+00	1,6E+02	1,3E+02	9,0E-02	1,7E+01	-2,6E+03
NRPM	MJ	0,0E+00	0,0E+00	0,0E+00	0,0E+00	0,0E+00	0,0E+00	0,0E+00	0,0E+00	0,0E+00	0,0E+00
TRPE	MJ	5,5E+02	4,4E+02	3,2E+01	3,2E+01	0,0E+00	1,6E+02	1,3E+02	9,0E-02	1,7E+01	-2,6E+03
SM	kg	0,0E+00	0,0E+00	0,0E+00	4,5E-02	0,0E+00	0,0E+00	0,0E+00	0,0E+00	0,0E+00	0,0E+00
RSF	kg	0,0E+00	0,0E+00	0,0E+00	0,0E+00	0,0E+00	0,0E+00	0,0E+00	0,0E+00	0,0E+00	0,0E+00
NRSF	kg	0,0E+00	0,0E+00	0,0E+00	1,6E-01	0,0E+00	0,0E+00	0,0E+00	0,0E+00	0,0E+00	0,0E+00
W	kg	5,5E+02	4,4E+02	3,2E+01	3,2E+01	0,0E+00	1,6E+02	1,3E+02	9,0E-02	1,7E+01	-2,6E+03

RPEE Renewable primary energy resources used as energy carrier; RPEM Renewable primary energy resources used as raw materials; TPE Total use of renewable primary energy resources; NRPE Non renewable primary energy resources used as energy carrier; NRPM Non renewable primary energy resources used as materials; TRPE Total use of non renewable primary energy resources; SM Use of secondary materials; RSF Use of renewable secondary fuels; NRSF Use of non renewable secondary fuels; W Use of net fresh water

End of life - Waste

Parameter	Unit	A1-A3	A4	A5a	A5b	B1-B7	C1	C2	C3	C4	D
HW	kg	1,9E-03	6,8E-04	8,8E-05	8,8E-05	0,0E+00	4,3E-04	3,3E-04	2,5E-07	2,5E-05	-3,3E-03
NHW	kg	2,2E+01	2,4E+01	5,8E-01	5,5E-01	0,0E+00	2,3E+00	7,3E+00	8,2E-03	2,0E+02	-1,8E+01
RW	kg	3,2E-03	3,0E-03	2,2E-04	2,2E-04	0,0E+00	1,1E-03	8,5E-04	6,6E-07	1,2E-04	-2,8E-02

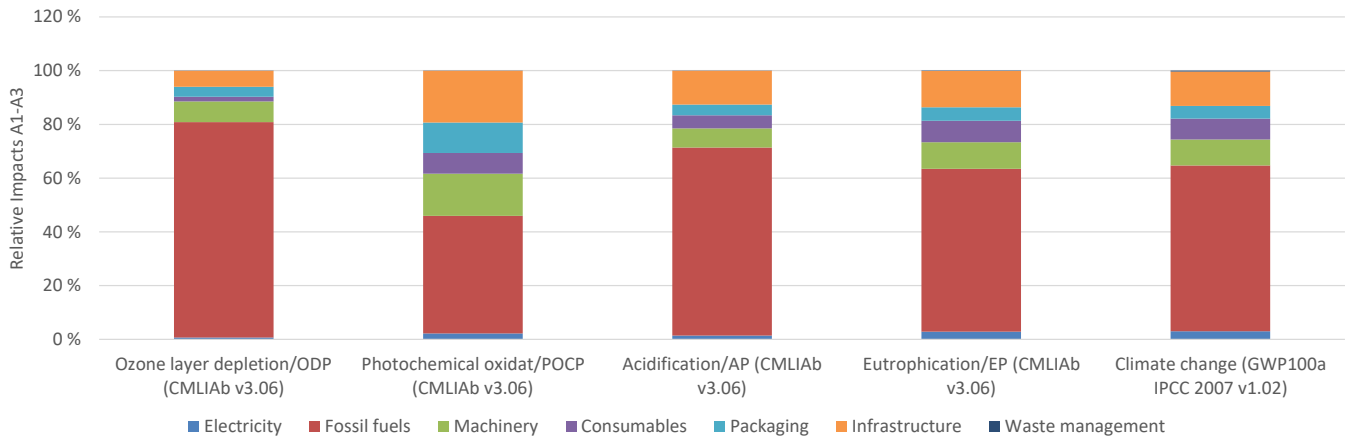
HW Hazardous waste disposed; NHW Non hazardous waste disposed; RW Radioactive waste disposed

End of life - Output flow

Parameter	Unit	A1-A3	A4	A5a	A5b	B1-B7	C1	C2	C3	C4	D
CR	kg	0,0E+00	0,0E+00	0,0E+00	0,0E+00	0,0E+00	0,0E+00	0,0E+00	8,0E-01	0,0E+00	0,0E+00
MR	kg	2,9E-02	0,0E+00	1,6E-02	1,6E-02	0,0E+00	0,0E+00	0,0E+00	1,0E-01	0,0E+00	0,0E+00
MER	kg	2,3E-01	8,7E-01	3,1E-03	5,0E+00	0,0E+00	0,0E+00	0,0E+00	0,0E+00	0,0E+00	0,0E+00
EEE	MJ	3,1E-01	1,2E+00	6,5E+00	6,5E+00	0,0E+00	0,0E+00	0,0E+00	0,0E+00	0,0E+00	0,0E+00
ETE	MJ	6,3E-01	2,5E+00	1,4E+01	1,4E+01	0,0E+00	0,0E+00	0,0E+00	0,0E+00	0,0E+00	0,0E+00

CR Components for reuse; MR Materials for recycling; MER Materials for energy recovery; EEE Exported electric energy; ETE Exported thermal energy

Reading example: $9,0 \text{ E-03} = 9,0 \cdot 10^{-3} = 0,009$



The use of fossil fuels is the greatest single contributor to the impact for most of the assessed environmental impact indicators. Infrastructure makes up a significant portion of the environmental contribution for most impact categories even with an assumed life time expectancy of 50 years per building. Consumables (tap water, oxygen, saw blades, and cutting wire), packaging, and machinery all have significant environmental impact contributions. The use of electricity, here from the Norwegian grid, is of lesser importance in most of the environmental impact categories.

Additional Norwegian requirements

Greenhouse gas emission from the use of electricity in the manufacturing phase

National production mix from import, medium voltage (production of transmission lines, in addition to direct emissions and losses in grid) of applied electricity for the manufacturing process(A3).

Data source	Amount	Unit
Ecoinvent v3.8 Electricity, medium voltage {NO} market for Cut-off, U	22.feb	g CO2-eqv/kWh

Dangerous substances

- The product contains no substances given by the REACH Candidate list or the Norwegian priority list
- The product contains substances given by the REACH Candidate list or the Norwegian priority list that are less than 0,1 % by weight.
- The product contain dangerous substances, more then 0,1% by weight, given by the REACH Candidate List or the Norwegian Priority list, see table.
- The product contains no substances given by the REACH Candidate list or the Norwegian priority list. The product is classified as hazardous waste (Avfallsforsiften, Annex III), see table.

Name	CAS no.	Amount

Indoor environment

The product meets the requirements for low emissions.



No tests have been carried out on the product concerning indoor climate because the usage is intended for outdoor applications and installation.

Carbon footprint

Calculations connected to climate change and global warming potential (GWP) include greenhouse gas emissions from fossil sources and land use change connected to extraction of natural stones, but does not include calculations of biogenic emissions of CO₂.

Bibliography

ISO 14025:2010	<i>Environmental labels and declarations - Type III environmental declarations - Principles and procedures</i>
ISO 14044:2006	<i>Environmental management - Life cycle assessment - Requirements and guidelines</i>
Ecoinvent v.3.8	Swiss Centre of Life Cycle Inventories. www.ecoinvent.ch
EN 15804:2012+A1:2013	<i>Sustainability of construction works - Environmental product declaration - Core rules for the product category of construction products (24.11.2013).</i>
ISO 21930:2007	<i>Sustainability in building construction - Environmental declaration of building products</i>
NEPD-2327-1071-NO	<i>NEPD-2327-1071-NO, 1002 B30 M60 22mm</i>
NS-EN 1926:2006	<i>Natural stone test methods Determination of uniaxial compressive strength</i>
NS-EN 12372	Natural stone test methods - Determination of flexural strength under concentrated load
NS-EN 13755	Natural stone test methods - Determination of water absorption at atmospheric pressure
NPCR Part A v.1.0	<i>Part A for Construction products and services (07.04.2017).</i>
NPCR 018 v.1.0	Part B for Crushed Stones and Stone Products (20.05.2020)
Smith et al. 2014	<i>Third IMO GHG Study 2014; International Maritime Organization (IMO) London, UK, April 2015; Smith, T. W. P.; Jalkanen, J. P.; Anderson, B. A.; Corbett, J. J.; Faber, J.; Hanayama,</i>
Saxegård 2021	Saxegård, S. A (2021) EPD BeerEcoSten® LCA report. OR 33.21

 epd-norway Global Program Operator BEER STEN AS Etabl ★ 1879 Et trygt valg	Program operator and publisher The Norwegian EPD Foundation Post Box 5250 Majorstuen, 0303 Oslo Norway	Phone: +47 23 08 80 00 e-mail: post@epd-norge.no web: www.epd-norge.no
	Owner of the declaration Beer Sten AS	Phone: +47 41 55 24 74 e-mail: monica@beersten.no web: www.beersten.no
	Author of the Life Cycle Assessment Simon A. Saxegård	Phone: +47 482 57 831 e-mail: simon@norsus.no web: www.norsus.no

ENVIRONMENTAL PRODUCT DECLARATION

This EPD is in accordance with ISO 14025 and EN 15804.

Owner of the declaration:	Beer Sten AS
Program operator:	Næringslivets Stiftelse for Miljødeklarasjoner
Publisher:	The Norwegian EPD Foundation
Declaration number:	NEPD-4063-3090-EN - A4 update 2023
Issue date:	19.12.2022
Valid to:	19.12.2027

BeerEcoSten® Evjen - The Polar Selection - A4 update 2023

BeerEcoSten® Evjen Granitt

Beer Sten AS

www.epd-norge.no

BEER STEN AS

Etabl ★ 1879

Et trygt valg



General information

Product

A4 Transport of BeerEcoSten® Evjen Granitt from manufacturer to installation site.

Program holder

Næringslivets Stiftelse for Miljødeklarasjoner
Postboks 5250 Majorstuen, 0303 Oslo
Phone: +47 977 22 020
e-mail: post@epd-norge.no

Declaration number

NEPD-4063-3090-EN

This declaration is based on Product Category Rules:

EN 15804:2012+A1:2013 v.1.0 (24.11.2013).
NPCR Part A v.1.0 for Construction products and services (07.04.2017).
NPCR 018 v.1.0 Part B for natural stone products, aggregates and fillers (20.05.2020).

Statements:

The owner of the declaration shall be liable for the underlying information and evidence.

EPD Norway shall not be liable with respect to manufacturer, life cycle assessment data and evidences.

This dataset only represent A4 (transport to installation location) and is to replace existing scenario in EPD NEPD-4063-3090-EN.

Declared unit:

1 tonne of BeerEcoSten® for roads/pavements/parking lots/city squares/driveways/gardens/parks etc. transported from manufacturer (Evjen) to Oslo for installation (A4).

Declared unit with option:

Functional unit:

Verification:

Independent verification of the declaration and data, according to ISO14025:2010

internal external

Third party verifier:
sign

(Independent verifier approved by EPD Norway)

Owner of the declaration

EPD owner Beer Sten AS
Contact person: Monica Midtun Sander
Phone: +47 415 52 474
e-mail: monica@beersten.no
Address: Habornveien 56
1630 Gamle Fredrikstad

Manufacturer

Evjen Granitt AS
Evjen 8120, Nygårdssjøen

Place of production:

Evjen, Norway

Management system:

Organisation no:

952 440 330

Issue date

19.12.2022

Valid to

19.12.2027

Year of study:

2021

Comparability:

EPDs of construction products may not be comparable if they do not comply with EN 15804 and are seen in a building context. EPDs from other programmes than EPD-Norway may not be comparable.

The EPD edit has been worked out by:

Simon A. Saxegård

Simon A. Saxegård

Approved

Håkon Hauan

Håkon Hauan
Managing Director of EPD-Norway

LCA: A4 Scenario and additional technical information

The following information describes the scenarios in the different modules of the EPD.

Transport from production place to assembly/user (A4)

Type	Capacity utilisation (incl. return) %	Type of vehicle	Distance km	Fuel/Energy consumption	Value (l/t)
Truck	55 %	>32 EURO 6 B7 fuel	1214	0,022106 l/tkm	26,8

Stones are transported from Evjen, Evjen Granitt AS, Evjen, 8120 Nygårdsjøen, to Oslo about 1214km. The vehicle uses 7% Biodiesel and achieves EURO6 class using 5% additives of Selective Catalytic Reduction.

Assembly (A4) Intermediate storage

	Unit	Value
Beer Sten AS' sales and storage operation	t	0

Stones are not transported to Beer Sten AS intermediate storage nor processes at Beer Sten AS. Instead it goes directly to Oslo from Evjen.

LCA: Results

The results present the environmental and resource impact as well as delivered outputs associated to the declared unit as described in EN 15804+A1

System boundaries (X=included, MND=module not declared, MNR=module not relevant)

Product stage			Assembly stage		Use stage							End of life stage				Beyond the system boundaries
Raw materials	Transport	Manufacturing	Transport	Assembly	Use	Maintenance	Repair	Replacement	Refurbishment	Operational energy use	Operational water use	Deconstruction demolition	Transport	Waste processing	Disposal	Reuse-Recovery-Recycling-potential
A1	A2	A3	A4	A5	B1	B2	B3	B4	B5	B6	B7	C1	C2	C3	C4	D
			X													

Environmental impact

Parameter	Unit	A1-A3	A4	A5a	A5b	B1-B7	C1	C2	C3	C4	D
GWP	kg CO ₂ -eqv		1,03E+02								
ODP	kg CFC11-eqv		2,0E-05								
POCP	kg C ₂ H ₄ -eqv		1,4E-02								
AP	kg SO ₂ -eqv		2,8E-01								
EP	kg PO ₄₃ --eqv		7,0E-02								
ADPM	kg Sb-eqv		3,0E-04								
ADPE	MJ		1,7E+03								

GWP Global warming potential; ODP Depletion potential of the stratospheric ozone layer; POCP Formation potential of tropospheric photochemical oxidants; AP Acidification potential of land and water; EP Eutrophication potential; ADPM Abiotic depletion potential for non fossil resources; ADPE Abiotic depletion potential for fossil resources

Resource use

Parameter	Unit	A1-A3	A4	A5a	A5b	B1-B7	C1	C2	C3	C4	D
RPEE	MJ		9,0E+01								
RPEM	MJ		0,0E+00								
TPE	MJ		9,0E+01								
NRPE	MJ		1,7E+03								
NRPM	MJ		0,0E+00								
TRPE	MJ		1,7E+03								
SM	kg		0,0E+00								
RSF	kg		0,0E+00								
NRSF	kg		0,0E+00								
W	kg		1,7E+03								

RPEE Renewable primary energy resources used as energy carrier; RPEM Renewable primary energy resources used as raw materials; TPE Total use of renewable primary energy resources; NRPE Non renewable primary energy resources used as energy carrier; NRPM Non renewable primary energy resources used as materials; TRPE Total use of non renewable primary energy resources; SM Use of secondary materials; RSF Use of renewable secondary fuels; NRSF Use of non renewable secondary fuels; W Use of net fresh water

End of life - Waste

Parameter	Unit	A1-A3	A4	A5a	A5b	B1-B7	C1	C2	C3	C4	D
HW	kg		4,0E-03								
NHW	kg		1,7E+02								
RW	kg		1,1E-02								

HW Hazardous waste disposed; NHW Non hazardous waste disposed; RW Radioactive waste disposed

End of life - Output flow



Parameter	Unit	A1-A3	A4	A5a	A5b	B1-B7	C1	C2	C3	C4	D
CR	kg		0,0E+00								
MR	kg		0,0E+00								
MER	kg		0,0E+00								
EEE	MJ		0,0E+00								
ETE	MJ		0,0E+00								

CR Components for reuse; MR Materials for recycling; MER Materials for energy recovery; EEE Exported electric energy; ETE Exported thermal energy

Reading example: 9,0 E-03 = 9,0*10⁻³ = 0,009

Bibliography

ISO 14025:2010	<i>Environmental labels and declarations - Type III environmental declarations - Principles and procedures</i>
ISO 14044:2006	<i>Environmental management - Life cycle assessment - Requirements and guidelines</i>
Ecoinvent v.3.8	Swiss Centre of Life Cycle Inventories. www.ecoinvent.ch
EN 15804:2012+A1:2013	<i>Sustainability of construction works - Environmental product declaration - Core rules for the product category of construction products (24.11.2013).</i>
ISO 21930:2007	<i>Sustainability in building construction - Environmental declaration of building products</i>
NPCR Part A v.1.0	<i>Part A for Construction products and services (07.04.2017).</i>
NPCR 018 v.1.0	Part B for Crushed Stones and Stone Products (20.05.2020)

 <p>Global Program Operator</p>	Program operator and publisher The Norwegian EPD Foundation Post Box 5250 Majorstuen, 0303 Oslo Norway	Phone: +47 23 08 80 00 e-mail: post@epd-norge.no web: www.epd-norge.no
BEER STEN AS <small>Etabl ★ 1879</small> Et trygt valg	Owner of the declaration Beer Sten AS	Phone: +47 41 55 24 74 e-mail: monica@beersten.no web: www.beersten.no
	Author of the Life Cycle Assessment Simon A. Saxegård	Phone: +47 482 57 831 e-mail: simon@norsus.no web: www.norsus.no