

ENVIRONMENTAL PRODUCT DECLARATION

in accordance with ISO 14025, ISO 21930 and EN 15804

| | |
|--------------------------------|------------------------------|
| Owner of the declaration: | Scan Sørlie |
| Program operator: | The Norwegian EPD Foundation |
| Publisher: | The Norwegian EPD Foundation |
| Declaration number: | NEPD-3783-2719-EN |
| Registration number: | NEPD-3783-2719-EN |
| ECO Platform reference number: | - |
| Issue date: | 11.10.2022 |
| Valid to: | 11.10.2027 |

Cabinet, MFC, open rooms, 2 levels

Scan Sørlie

SCAN SØRLIE

www.epd-norge.no



General information

Product:

Cabinet, MFC, open rooms, 2 levels

Program operator:

The Norwegian EPD Foundation
Pb. 5250 Majorstuen, 0303 Oslo
Phone: +47 23 08 80 00
e-mail: post@epd-norge.no

Declaration number:

NEPD-3783-2719-EN

ECO Platform reference number:
This declaration is based on Product Category Rules:

CEN Standard EN 15804:2012+A1:2013 serves as core PCR
NPCR 026:2018 Part B for furniture

Statement of liability:

The owner of the declaration shall be liable for the underlying information and evidence. EPD Norway shall not be liable with respect to manufacturer information, life cycle assessment data and evidences.

Declared unit:

1 Pcs Cabinet, MFC, open rooms, 2 levels

Declared unit with option:

A1,A2,A3,A4

Functional unit:

Cabinet, MFC, open rooms, 2 levels

General information on verification of EPD from EPD tools:

Independent verification of data, other environmental information and the declaration according to ISO 14025:2010, § 8.1.3 and § 8.1.4. Individual third party verification of each EPD is not required when the EPD tool is i) integrated into the company's environmental management system, ii) the procedures for use of the EPD tool are approved by EPDNorway, and iii) the process is reviewed annually. See Appendix G of EPD-Norway's General Programme Instructions for further information on EPD tools.

Verification of EPD tool:

Independent third party verification of the EPD tool, background data and test-EPD in accordance with EPDNorway's procedures and guidelines for verification and approval of EPD tools.

Erik Svanes, Norsus AS

(no signature required)

Owner of the declaration:

Scan Sørliie
Contact person: Dalius Ginaitis
Phone: +47 69 22 75 50
e-mail: dalius@scansorlie.com

Manufacturer:

Scan Sørliie

Place of production:

Scan Sørliie
Vistergrenda 80 1719 Greåker
Norway

Management system:
Organisation no:

926 646 990

Issue date: 11.10.2022

Valid to: 11.10.2027

Year of study:

2022

Comparability:

EPDs from programmes other than the Norwegian EPD Foundation may not be comparable

Development and verification of EPD:

The declaration has been developed and verified using EPD tool lca.tools ver EPD2020.11, developed by LCA.no AS. The EPD tool is integrated into the company's environmental management system, and has been approved by EPD-Norway

Developer of EPD:

Dalius Ginaitis

Reviewer of company-specific input data and EPD:

Jurate Jasiuniene

Approved:

Sign



Håkon Hauan, CEO EPD-Norge

| Key environmental indicators | Unit | Cradle to gate A1 - A3 |
|------------------------------|------------|------------------------|
| Global warming | kg CO2 eqv | 57,41 |
| Total energy use | MJ | 1645,18 |
| Amount of recycled materials | % | 2,38 |

Product

Market:

Product description:

Cabinet, MFC, open rooms, 2 levels

Product specification

Technical data:

Melamine faced chipboard, ABS edge-band (thickness: 2 mm & 0.6 mm).
Height: 85,3 cm, width: 80 cm, depth: 40 cm.

Reference service life, product

5 years warranty, 15 years expected lifecycle.

Reference service life, building

| Materials | kg | % | Recycled share in material (kg) | Recycled share in material (%) |
|---|-------|-------|---------------------------------|--------------------------------|
| Metal - Steel | 0,08 | 0,23 | 0,00 | 0,00 |
| Plastic - Acrylonitrile butadiene styrene (ABS) | 0,62 | 1,81 | 0,00 | 0,00 |
| Wood - Chipboard | 33,00 | 96,48 | 0,00 | 0,00 |
| Glue for wood | 0,11 | 0,33 | 0,00 | 0,00 |
| Plastic - Melamine | 0,40 | 1,15 | 0,00 | 0,00 |
| Total: | 34,21 | | 0,00 | |

| Packaging | kg | | Recycled share in material (kg) | Recycled share in material (%) |
|---------------------------|-------|--|---------------------------------|--------------------------------|
| Packaging - Cardboard | 1,10 | | 0,84 | 76,30 |
| Total including packaging | 35,31 | | 0,84 | |

LCA: Calculation rules

Declared unit:

1 Pcs Cabinet, MFC, open rooms, 2 levels

Cut-off criteria:

All major raw materials and all the essential energy is included. The production processes for raw materials and energy flows with very small amounts (less than 1%) are not included. These cut-off criteria do not apply for hazardous materials and substances.

Data quality:

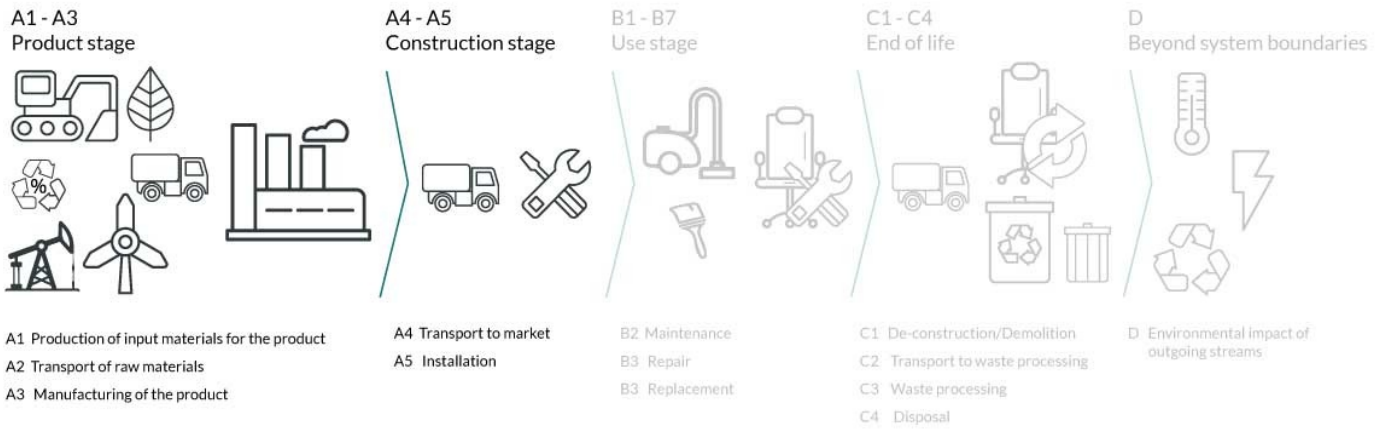
Specific data for the product composition are provided by the manufacturer. They represent the production of the declared product and were collected for EPD development in the year of study. Background data is based on registered EPDs according to EN 15804, Ostfold Research databases, ecoinvent and other LCA databases. The data quality of the raw materials in A1 is presented in the table below.

Allocation:

The allocation is made in accordance with the provisions of EN 15804. Effects of primary production of recycled materials is allocated to the main product in which the material was used. The recycling process and transportation of the material is allocated to this analysis.

| Materials | Source | Data quality | Year |
|---|---------------|--------------|------|
| Plastic - Acrylonitrile butadiene styrene (ABS) | ecoinvent 3.4 | Database | 2015 |
| Glue for wood | ecoinvent 3.4 | Database | 2017 |
| Packaging - Cardboard | ecoinvent 3.4 | Database | 2017 |
| Plastic - Melamine | ecoinvent 3.4 | Database | 2017 |
| Wood - Chipboard | ecoinvent 3.4 | Database | 2017 |
| Metal - Steel | ecoinvent 3.6 | Database | 2019 |

System boundary:



Additional technical information:

LCA: Scenarios and additional technical information

The following information describe the scenarios in the different modules of the EPD.

Transport from production place to user (A4)

| Type | Capacity utilisation (incl. return) % | Type of vehicle | Distance km | Fuel/Energy consumption | Unit | Value (l/t) |
|----------------------|---------------------------------------|--|-------------|-------------------------|-------|-------------|
| Truck | 38,8 % | Truck, 16-32 tonnes, EURO 5 | 1030 | 0,044606 | l/tkm | 45,94 |
| Railway | | | | | l/tkm | |
| Boat | 71,0 % | Ship, Coastal Barge (250 - 3000t load) | 270 | 0,011179 | l/tkm | 3,02 |
| Other Transportation | | | | | l/tkm | |

Assembly (A5)

| . | Unit | Value |
|---------------------------------------|----------------|-------|
| Auxiliary | kg | |
| Water consumption | m ³ | |
| Electricity consumption | kWh | |
| Other energy carriers | MJ | |
| Material loss | kg | |
| Output materials from waste treatment | kg | |
| Dust in the air | kg | |
| VOC emissions | kg | |

Use (B1)

| . | Unit | Value |
|---|------|-------|
| | | |

Maintenance (B2)/Repair (B3)

| . | Unit | Value |
|-------------------------|----------------|-------|
| Maintenance cycle* | | |
| Auxiliary | | |
| Other resources | | |
| Water consumption | m ³ | |
| Electricity consumption | kWh | |
| Other energy carriers | MJ | |
| Material loss | kg | |
| VOC emissions | kg | |

Replacement (B4)/Refurbishment (B5)

| . | Unit | Value |
|-------------------------------|------|-------|
| Replacement cycle* | | |
| Electricity consumption | kWh | |
| Replacement of worn parts | | |
| * Described above if relevant | | |

Operational energy (B6) and water consumption (B7)

| . | Unit | Value |
|---------------------------|----------------|-------|
| Water consumption | m ³ | |
| Electricity consumption | kWh | |
| Other energy carriers | MJ | |
| Power output of equipment | kW | |

End of Life (C1, C2)

| . | Unit | Value |
|---------------------------------------|------|-------|
| Hazardous waste disposed | kg | |
| Collected as mixed construction waste | kg | |
| Reuse | kg | |
| Recycling | | |
| Energy recovery | | |
| To landfill | kg | |

Transport to waste processing (C2)

| Type | Capacity utilisation (incl. return) % | Type of vehicle | Distance km | Fuel/Energy consumption | Unit | Value (l/t) |
|----------------------|---------------------------------------|-----------------|-------------|-------------------------|-------|-------------|
| Truck | | | | | l/tkm | |
| Railway | | | | | l/tkm | |
| Boat | | | | | l/tkm | |
| Other Transportation | | | | | l/tkm | |

Scenarios after A1-A4 are not included

LCA: Results

The LCA results are presented below for the declared unit defined on page 2 of the EPD document.

System boundaries (X=included, MND=module not declared, MNR=module not relevant)

| Product stage | | | | Construction installation stage | User stage | | | | | | | | End of life stage | | | | Beyond the system boundaries |
|---------------|-----------|---------------|-----------|---------------------------------|------------|-------------|--------|-------------|---------------|------------------------|-----------------------|---------------------------|-------------------|------------------|----------|------------------------------------|------------------------------|
| Raw materials | Transport | Manufacturing | Transport | Assembly | Use | Maintenance | Repair | Replacement | Refurbishment | Operational energy use | Operational water use | Deconstruction demolition | Transport | Waste processing | Disposal | Reuse-Recovery-Recycling-potential | |
| A1 | A2 | A3 | A4 | A5 | B1 | B2 | B3 | B4 | B5 | B6 | B7 | C1 | C2 | C3 | C4 | D | |
| X | X | X | X | MND | MND | MND | MND | MND | MND | MND | MND | MND | MND | MND | MND | MND | |

Environmental impact

| Parameter | Unit | A1 | A2 | A3 | A4 |
|-----------|--------------------------------------|----------|----------|----------|----------|
| GWP | kg CO ₂ -eq | 2,07E+01 | 6,95E-01 | 3,60E+01 | 6,37E+00 |
| ODP | kg CFC11 -eq | 2,28E-06 | 1,28E-07 | 1,79E-06 | 1,16E-06 |
| POCP | kg C ₂ H ₄ -eq | 8,84E-03 | 1,13E-04 | 6,89E-03 | 1,04E-03 |
| AP | kg SO ₂ -eq | 1,04E-01 | 2,22E-03 | 1,73E-01 | 2,22E-02 |
| EP | kg PO ₄ ³⁻ -eq | 1,65E-02 | 3,69E-04 | 2,29E-02 | 3,83E-03 |
| ADPM | kg Sb -eq | 7,51E-05 | 2,12E-06 | 5,60E-05 | 1,83E-05 |
| ADPE | MJ | 3,32E+02 | 1,05E+01 | 4,01E+02 | 9,49E+01 |

GWP Global warming potential; ODP Depletion potential of the stratospheric ozone layer; POCP Formation potential of tropospheric photochemical oxidants; AP Acidification potential of land and water; EP Eutrophication potential; ADPM Abiotic depletion potential for non fossil resources; ADPE Abiotic depletion potential for fossil resources

Reading example: 9,0 E-03 = 9,0*10⁻³ = 0,009

*INA Indicator Not Assessed

Resource use

| Parameter | Unit | A1 | A2 | A3 | A4 |
|-----------|----------------|----------|----------|----------|----------|
| RPEE | MJ | 4,37E+02 | 1,53E-01 | 1,36E+02 | 1,43E+00 |
| RPEM | MJ | 2,71E+02 | 0,00E+00 | 0,00E+00 | 0,00E+00 |
| TPE | MJ | 7,08E+02 | 1,53E-01 | 1,36E+02 | 1,43E+00 |
| NRPE | MJ | 3,76E+02 | 1,07E+01 | 6,86E+02 | 9,72E+01 |
| NRPM | MJ | 2,64E+01 | 0,00E+00 | 0,00E+00 | 0,00E+00 |
| TRPE | MJ | 4,02E+02 | 1,07E+01 | 6,86E+02 | 9,72E+01 |
| SM | kg | 8,39E-01 | 0,00E+00 | 0,00E+00 | 0,00E+00 |
| RSF | MJ | 0,00E+00 | 0,00E+00 | 0,00E+00 | 0,00E+00 |
| NRSF | MJ | 0,00E+00 | 0,00E+00 | 0,00E+00 | 0,00E+00 |
| W | m ³ | 1,07E-01 | 2,01E-03 | 3,29E-01 | 1,85E-02 |

RPEE Renewable primary energy resources used as energy carrier; RPEM Renewable primary energy resources used as raw materials; TPE Total use of renewable primary energy resources; NRPE Non renewable primary energy resources used as energy carrier; NRPM Non renewable primary energy resources used as materials; TRPE Total use of non renewable primary energy resources; SM Use of secondary materials; RSF Use of renewable secondary fuels; NRSF Use of non renewable secondary fuels; W Use of net fresh water

Reading example: 9,0 E-03 = $9,0 \cdot 10^{-3} = 0,009$

*INA Indicator Not Assessed

End of life - Waste

| Parameter | Unit | A1 | A2 | A3 | A4 |
|-----------|------|----------|----------|----------|----------|
| HW | kg | 3,60E-04 | 6,27E-06 | 8,27E-04 | 5,80E-05 |
| NHW | kg | 7,49E+00 | 5,64E-01 | 8,63E+00 | 4,88E+00 |
| RW | kg | INA* | INA* | INA* | INA* |

HW Hazardous waste disposed; NHW Non hazardous waste disposed; RW Radioactive waste disposed

Reading example: 9,0 E-03 = $9,0 \cdot 10^{-3} = 0,009$

*INA Indicator Not Assessed

End of life - Output flow

| Parameter | Unit | A1 | A2 | A3 | A4 |
|-----------|------|----------|----------|----------|----------|
| CR | kg | 0,00E+00 | 0,00E+00 | 0,00E+00 | 0,00E+00 |
| MR | kg | 0,00E+00 | 0,00E+00 | 3,63E+00 | 0,00E+00 |
| MER | kg | 0,00E+00 | 0,00E+00 | 3,83E-03 | 0,00E+00 |
| EEE | MJ | INA* | INA* | INA* | INA* |
| ETE | MJ | INA* | INA* | INA* | INA* |

CR Components for reuse; MR Materials for recycling; MER Materials for energy recovery; EEE Exported electric energy; ETE Exported thermal energy

Reading example: 9,0 E-03 = $9,0 \cdot 10^{-3} = 0,009$

*INA Indicator Not Assessed

Additional Norwegian requirements

Greenhouse gas emissions from the use of electricity in the manufacturing phase

National production mix from import, low voltage (production of transmission lines, in addition to direct emissions and losses in grid) of applied electricity for the manufacturing process (A3).

| Electricity mix | Data source | Amount | Unit |
|--|---------------|--------|---------------|
| Energy, electricity, European average: 1 kWh | ecoinvent 3.4 | 594,20 | g CO2-ekv/kWh |

Dangerous substances

The product contains no substances on the REACH Candidate list or the Norwegian priority list at or above 100 ppm, 0,01 % by weight.

Indoor environment

Additional environmental information

Key environmental indicators for variants for this EPD: Cradle to Gate analyse from A1 to A3

| Variant number | Global warming (kg CO2) | Total energy use (MJ) | Share of recycled material in product(%) |
|------------------------------------|-------------------------|-----------------------|--|
| Cabinet, MFC, open rooms, 3 levels | 67,84 | 2 102,22 | 2,41 |
| Cabinet, MFC, open rooms, 4 levels | 76,91 | 2 490,16 | 2,09 |
| Cabinet, MFC, open rooms, 5 levels | 86,31 | 2 889,48 | 2,80 |

Bibliography

ISO 14025:2010 Environmental labels and declarations - Type III environmental declarations - Principles and procedures.

ISO 14044:2006 Environmental management - Life cycle assessment - Requirements and guidelines.

EN 15804:2012+A1:2013 Environmental product declaration - Core rules for the product category of construction products.

ISO 21930:2017 Sustainability in buildings and civil engineering works - Core rules for environmental product declarations of construction products.





ecoinvent v3, Allocation, cut-off by classification, Swiss Centre of Life Cycle Inventories.

Iversen et al., (2018) eEPD v3.0 - Background information for EPD generator system. LCA.no report number 04.18

Vold et al., (2019) EPD generator for Norsk Industri, Background information for industry application and LCA data, LCA.no report number 06.19.

NPCR Part A: Construction products and services. Ver. 1.0. April 2017, EPD-Norge.

NPCR 026 Part B for Furniture. Ver. 2.0 October 2018, EPD-Norge.

| | | |
|--|--|--|
|  epd-norway Global Program Operator | Program operator and publisher The Norwegian EPD Foundation Post Box 5250 Majorstuen, 0303 Oslo, Norway | Phone: +47 23 08 80 00 e-mail: post@epd-norge.no web: www.epd-norge.no |
|  | Owner of the declaration Scan Sørli Vistergrenda 80 1719 Greåker | Phone: +47 69 22 75 50 e-mail: dalius@scansorlie.com web: |
|  | Author of the Life Cycle Assessment LCA.no AS Dokka 6B 1671 Kråkerøy | Phone: +47 916 50 916 e-mail: post@lca.no web: www.lca.no |
|  | Developer of EPD generator LCA.no AS Dokka 1C 1671 Kråkerøy | Phone: +47 916 50 916 e-mail: post@lca.no web: www.lca.no |