

## ENVIRONMENTAL PRODUCT DECLARATION

in accordance with ISO 14025, ISO 21930 and EN 15804

|                                |                              |
|--------------------------------|------------------------------|
| Owner of the declaration:      | Amiblu Technology AS         |
| Program operator:              | The Norwegian EPD Foundation |
| Publisher:                     | The Norwegian EPD Foundation |
| Declaration number:            | NEPD-3239-1873-EN            |
| Registration number:           | NEPD-3239-1873-EN            |
| ECO Platform reference number: | -                            |
| Issue date:                    | 15.11.2021                   |
| Valid to:                      | 15.11.2026                   |

### Flowtite Sewer Pipe FS3.0 with coupling DN800-3000, PN1, SN2500 & 5000

Amiblu Technology AS



[www.epd-norge.no](http://www.epd-norge.no)



## General information

### Product:

Flowtite Sewer Pipe FS3.0 with coupling  
DN800-3000, PN1, SN2500 & 5000

### Program operator:

The Norwegian EPD Foundation  
Pb. 5250 Majorstuen, 0303 Oslo  
Phone: +47 23 08 80 00  
e-mail: [post@epd-norge.no](mailto:post@epd-norge.no)

### Declaration number:

NEPD-3239-1873-EN

### ECO Platform reference number:

### This declaration is based on Product Category Rules:

CEN Standard EN 15804:2012+A1:2013 serves as core PCR  
NPCR Part A: Construction products and services. Ver. 1.0. April 2017

### Statement of liability:

The owner of the declaration shall be liable for the underlying information and evidence. EPD Norway shall not be liable with respect to manufacturer information, life cycle assessment data and evidences.

### Declared unit:

1 kg Flowtite Sewer Pipe FS3.0 with coupling DN800-3000, PN1, SN2500 & 5000

### Declared unit with option:

A1,A2,A3,A4,A5,C1,C2,C3,C4,D

### Functional unit:

### General information on verification of EPD from EPD tools:

Independent verification of data, other environmental information and the declaration according to ISO 14025:2010, § 8.1.3 and § 8.1.4. Individual third party verification of each EPD is not required when the EPD tool is i) integrated into the company's environmental management system, ii) the procedures for use of the EPD tool are approved by EPDNorway, and iii) the process is reviewed annually. See Appendix G of EPD-Norway's General Programme Instructions for further information on EPD tools.

### Verification of EPD tool:

Independent third party verification of the EPD tool, background data and test-EPD in accordance with EPDNorway's procedures and guidelines for verification and approval of EPD tools.

Michael M. Jenssen, Asplan Viak AS

(no signature required)

### Owner of the declaration:

Amiblu Technology AS  
Contact person: Marcin Pazdro  
Phone: +47 907 21 877  
e-mail: [Marcin.Pazdro@amiblu.com](mailto:Marcin.Pazdro@amiblu.com)

### Manufacturer:

Averaged CFW data from 4 production sites, see Technical data on page 3 for more details

### Place of production:

Averaged CFW data from 4 production sites, see Technical data on page 3 for more details

Global

### Management system:

ISO 14001

### Organisation no:

916 041 195

**Issue date:** 15.11.2021

**Valid to:** 15.11.2026

### Year of study:

2020

### Comparability:

EPD of construction products may not be comparable if they not comply with EN 15804 and seen in a construction works context.

### Development and verification of EPD:

The declaration has been developed and verified using EPD tool lca.tools ver EPD2020.11, developed by LCA.no AS. The EPD tool is integrated into the company's environmental management system, and has been approved by EPD-Norway

Developer of EPD:

Marcin Pazdro

Reviewer of company-specific input data and EPD:

Petter Åsrud

### Approved:

Sign



Håkon Hauan, CEO EPD-Norge

## Product

### Product description:

FS3.0 Sewer Pipe, Flowtite Diameter Series, DN800-3000 PN1 SN2500 & SN5000 with corresponding coupling, Liner: Abrasion Resistant (Type 2), Length: 6 m,

### Product specification

Glass: ECR, Resin: Ortho/rPET, Liner Resin: Ortho,

Specifications and product details are presented here:

<https://www.amiblu.com/pressure-pipes/>

A typical composition of the pipes covered by this EPD is as follows:

| Materials       | %     |
|-----------------|-------|
| Polyester Resin | 20-30 |
| Sand            | 60-70 |
| Glass fibers    | 10-20 |
| Rubber gasket   | 0-1   |
| Peroxide        | 0-1   |

### Technical data:

The list below provides a mass of a functional unite (1m pipe section with the coupling assembled on a 6m pipe unit). This information is used to calculate the A1-A3 and A4 outputs for 1m section of pipeline by multiplying the values presented in tables on page 6-7 with the mass of the pipe.

Furthermore, mass of 1m pipe section shall also be used to calculate A5 outputs according to the equation provided on page 4.

|                   |             |                   |            |
|-------------------|-------------|-------------------|------------|
| DN800 PN1 SN5000  | - 77.2 kg   | DN900 PN1 SN5000  | - 97.2 kg  |
| DN1000 PN1 SN5000 | - 121.4 kg  | DN1100 PN1 SN5000 | - 144.1 kg |
| DN1200 PN1 SN5000 | - 172.5 kg  | DN1300 PN1 SN5000 | - 203.4 kg |
| DN1400 PN1 SN5000 | - 235.2 kg  | DN1500 PN1 SN5000 | - 267 kg   |
| DN1600 PN1 SN5000 | - 300.9 kg  | DN1700 PN1 SN5000 | - 340.4 kg |
| DN1800 PN1 SN5000 | - 378.2 kg  | DN1900 PN1 SN5000 | - 420.4 kg |
| DN2000 PN1 SN5000 | - 462.5 kg  | DN2100 PN1 SN5000 | - 510.3 kg |
| DN2200 PN1 SN5000 | - 556.5 kg  | DN2300 PN1 SN5000 | - 607.8 kg |
| DN2400 PN1 SN5000 | - 658.2 kg  | DN2500 PN1 SN5000 | - 709.4 kg |
| DN2600 PN1 SN5000 | - 775.4 kg  | DN2700 PN1 SN5000 | - 832.2 kg |
| DN2800 PN1 SN5000 | - 896.4 kg  | DN2900 PN1 SN5000 | - 957.4 kg |
| DN3000 PN1 SN5000 | - 1027.4 kg | DN800 PN1 SN2500  | - 63.4 kg  |
| DN900 PN1 SN2500  | - 80.3 kg   | DN1000 PN1 SN2500 | - 96.1 kg  |
| DN1100 PN1 SN2500 | - 115.6 kg  | DN1200 PN1 SN2500 | - 139.8 kg |
| DN1300 PN1 SN2500 | - 164.3 kg  | DN1400 PN1 SN2500 | - 190.2 kg |
| DN1500 PN1 SN2500 | - 218.9 kg  | DN1600 PN1 SN2500 | - 245.3 kg |
| DN1700 PN1 SN2500 | - 277.8 kg  | DN1800 PN1 SN2500 | - 307.3 kg |
| DN1900 PN1 SN2500 | - 341.3 kg  | DN2000 PN1 SN2500 | - 374 kg   |
| DN2100 PN1 SN2500 | - 413.8 kg  | DN2200 PN1 SN2500 | - 449.6 kg |
| DN2300 PN1 SN2500 | - 489.5 kg  | DN2400 PN1 SN2500 | - 531 kg   |
| DN2500 PN1 SN2500 | - 576.8 kg  | DN2600 PN1 SN2500 | - 631.9 kg |
| DN2700 PN1 SN2500 | - 676 kg    | DN2800 PN1 SN2500 | - 726.8 kg |
| DN2900 PN1 SN2500 | - 774.2 kg  | DN3000 PN1 SN2500 | - 831.1 kg |

### Market:

Europe

### Reference service life, product

Up to 150 years

### Reference service life, construction

## LCA: Calculation rules

### Declared unit:

1 kg Flowtite Sewer Pipe FS3.0 with coupling DN800-3000, PN1, SN2500 & 5000

### Cut-off criteria:

All raw materials which are present in the final product at a concentration greater than 0.1 % are included. Some of the raw materials used at lower content are modeled using datasets representing the closest match according to the best knowledge of Amiblu. The contribution of capital goods is estimated to be lower than the general cut-off criteria of 1%. Transport of personnel is outside the scope of the LCA

### Data quality:

Specific data for the product compositions are used. In case of some raw materials, data from ecoinvent 3.6 were modified to better reflect the composition of specific materials used by Amiblu. Transportation modes and distances are collected for all raw materials, specific for each production site. Energy inputs are also specific for each site. Production site data were collected in the year of study defined on page 2. The data quality of the raw materials in A1 is presented in the table below.

| Materials         | Source                | Data quality | Year |
|-------------------|-----------------------|--------------|------|
| Chemicals         | ecoinvent3.6          | Database     | 2019 |
| Glass fibre       | ecoinvent3.6          | Database     | 2019 |
| Rubber, synthetic | ecoinvent3.6          | Database     | 2019 |
| Sand              | ecoinvent3.6          | Database     | 2019 |
| Polyester resin   | Modified ecoinvent3.6 | Database     | 2019 |

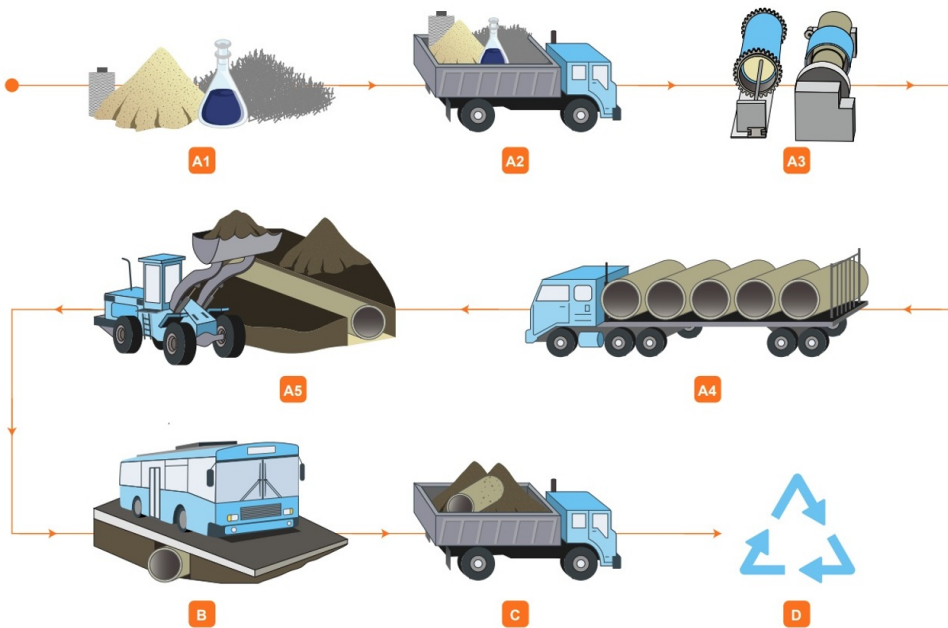
### Allocation:

Allocation was carried out in accordance with EN 15804. There are no allocations between co-products in the EPD since there are no co-products created during the manufacturing. Environmental burdens related to A1 and A2 stages are allocated to pipes based on the specific pipe composition, transport modes and distances of raw materials to a plant in which the product has been produced. All manufacturing inputs (energy and auxiliary materials) are allocated equally to products through mass allocation. Equal allocation also applies to waste, although for certain waste flows, a specific allocation was performed based on the production process and product formulation. Effects of primary production of recycled materials is allocated to the main product in which the material was used. The recycling process and transportation of the material is allocated to this analysis.



System boundary:

Production Flow



A1 - Raw materials

Typically including glass fibers, resin, sand, filler, rubber

A2 - Transport of raw materials

Tanker, container transport, sea-transport

A3- Manufacturing

Continuous Filament Winding, Centrifugal Casting, Filament Winding, Hand Lay-up Lamination

A4 - Transport to site

Road transport, sea transport

A5 - Installation

Operation of excavators and earth moving equipment, bedding material, transport

B - Use

Use, maintenance, repair, replacement, refurbishment, operational energy use, operational water use

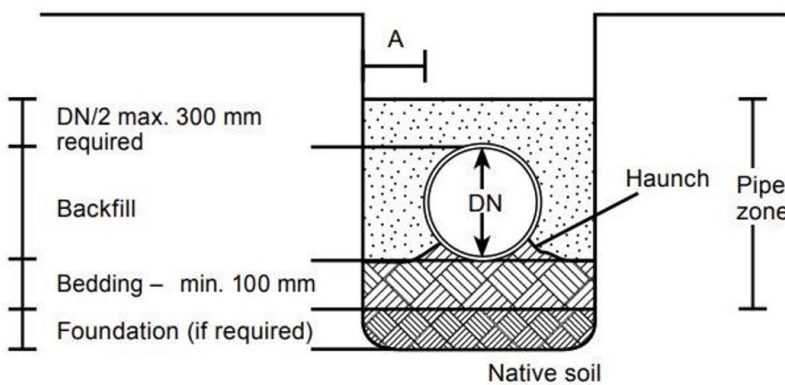
C - End of life

Excavation, transport, waste processing, disposal

D - Beyond construction works Life Cycle

Reuse, recovery, recycling potential

Standard Trench Geometry



Assumptions:

- "A" distance is calculated according to following equation:  
 $A = (0,2156 * DN + 205,2) / 1000$
- Bedding and foundation material are represented as "gravel, round – gravel and sand quarry operation, EcoInvent database".
- The amount of soil reused as backfill, the amount of gravel used as foundation and bedding material and the distance from the quarry, the consumption of diesel fuel for excavation and finishing operations are provided in "Scenarios and additional technical information" on page 5.

A5 outputs should be calculated according to the equation below:

$$A5_{DNx,1m} = A5_{DN,1kg} * \frac{A_{T-DN}}{A_{T-DNx}} * m_{1mPipe}, \text{ where:}$$

- A5<sub>DNx,1m</sub> – A5 impact calculated for 1m piping section;
- A5<sub>DN,1kg</sub> – A5 impact given in tables on page 6 or 7 for a modelled pipe;
- A<sub>T-DN</sub> – cross-section area for a trench used in LCA calculations (used for generation of the data in tables on page 6 and 7);
- A<sub>T-DNx</sub> – cross-section area for a trench modelled for a pipe having different diameter than the modelled one;
- m<sub>1mPipe</sub> – weight of 1m piping section of pipe used for LCA calculations (Technical data section on page 2);

Trench's cross-section area for a pipe with a known DN can be calculated using following equation:

$$A_{T-DN} = 1.79 * \left(\frac{DN}{1000}\right)^2 + 1.94 * \frac{DN}{1000} + 0.41$$

Additional technical information:

<https://www.amiblu.com/>

## LCA: Scenarios and additional technical information

The following information describe the scenarios in the different modules of the EPD.

For A4 stage, a typical transport distance of 500 km from the pipe production plant to the installation site is assumed. A project specific EPD can be provided on request. For A5 module, a trench geometry is calculated automatically based on the diameter of the pipe. The trench depth is assume to be  $DN + 1/4DN + 1m$ . The diesel consumption of 0,36 liter per 1 cubic meter of excavated soil is used. In addition, the consumption of 1.6 liter of diesel per 1m of the trench length is used to account for material compaction and trench filling operations. It is assumed that 50% of excavated soil is replaced with gravel. Transport distance for disposal site of unused soil and gravel from quarry is assumed to be 20 km on average. Use stage has not been included since glass reinforced plastic piping, once installed, does not require maintenance. It has been assumed that at the end of the functional life of the piping, the installation is either left in ground or re-lined. Potential relining is considered to be a second life stage, thus, all environmental burdens associated with re-lining are omitted in this declaration. LCA study was performed for the 6 m Flowtite Sewer Pipe FS3.0 DN900 PN1 SN5000 with the corresponding FSC2.0 coupling. The environmental impacts for 1kg of other piping systems covered by this EPD stays within the +/- 10% range compared to values presented on pages 6 and 7. The A2 and A3 scenario represents an weight average calculated for 2020 for following manufacturing plants: - Amiblu Germany GmbH (DE30), Am Fuchsloch 19, 04720 Döbeln, GERMANY; - Amiblu Pipes Spain S.A. (ES10), Polígono Industrial La Venta Nova, 91, 43894 Camarles, Tarragona, SPAIN; - Amiblu Sp. z o.o. (PL30), Ul. Nowy Swiat 20a, 80-299 Gdansk-Barniewice, POLAND; - Amitech Maroc Pach Industriel SAPINO, llots 10 et 20, Nouasseur, Z.I. Sapino -Casablanca, MAROC;

### Transport from production place to user (A4)

| Type                 | Capacity utilisation (incl. return) % | Type of vehicle                            | Distance km | Fuel/Energy consumption | Unit  | Value (l/t) |
|----------------------|---------------------------------------|--|-------------|-------------------------|-------|-------------|
| Truck                | 38,8 %                                | Amiblu - Truck, lorry 16-32 tonnes, EURO 5 | 500         | 0,044606                | l/tkm | 22,30       |
| Railway              |                                       |  |             |                         | l/tkm |             |
| Boat                 |                                       |  |             |                         | l/tkm |             |
| Other Transportation |                                       |  |             |                         | l/tkm |             |

### Assembly (A5)

|                                       | Unit           | Value   |
|---------------------------------------|----------------|---------|
| Auxiliary                             | kg             | 58,1261 |
| Water consumption                     | m <sup>3</sup> |         |
| Electricity consumption               | kWh            |         |
| Other energy carriers                 | MJ             | 1,7165  |
| Material loss                         | kg             |         |
| Output materials from waste treatment | kg             |         |
| Dust in the air                       | kg             |         |
| VOC emissions                         | kg             |         |

..

## LCA: Results

The LCA results are presented below for the declared unit defined on page 2 of the EPD document.

### System boundaries (X=included, MND=module not declared, MNR=module not relevant)

| Product stage |           |               | Construction installation stage |          | User stage |             |        |             |               |                        |                       | End of life stage          |           |                  |          | Beyond the system boundaries       |
|---------------|-----------|---------------|---------------------------------|----------|------------|-------------|--------|-------------|---------------|------------------------|-----------------------|----------------------------|-----------|------------------|----------|------------------------------------|
| Raw materials | Transport | Manufacturing | Transport                       | Assembly | Use        | Maintenance | Repair | Replacement | Refurbishment | Operational energy use | Operational water use | De-construction demolition | Transport | Waste processing | Disposal | Reuse-Recovery-Recycling-potential |
| A1            | A2        | A3            | A4                              | A5       | B1         | B2          | B3     | B4          | B5            | B6                     | B7                    | C1                         | C2        | C3               | C4       | D                                  |
| X             | X         | X             | X                               | X        |            |             |        |             |               |                        |                       | X                          | X         | X                | X        | X                                  |

### Environmental impact

| Parameter | Unit                                 | A1-A3    | A4       | A5       | C1 | C2 | C3 | C4 | D |
|-----------|--------------------------------------|----------|----------|----------|----|----|----|----|---|
| GWP       | kg CO <sub>2</sub> -eq               | 1,34E+00 | 8,13E-02 | 3,09E-01 | 0  | 0  | 0  | 0  | 0 |
| ODP       | kg CFC11 -eq                         | 1,62E-07 | 1,50E-08 | 5,53E-08 | 0  | 0  | 0  | 0  | 0 |
| POCP      | kg C <sub>2</sub> H <sub>4</sub> -eq | 4,74E-04 | 1,33E-05 | 5,32E-05 | 0  | 0  | 0  | 0  | 0 |
| AP        | kg SO <sub>2</sub> -eq               | 6,03E-03 | 2,59E-04 | 8,75E-04 | 0  | 0  | 0  | 0  | 0 |
| EP        | kg PO <sub>4</sub> <sup>3-</sup> -eq | 7,93E-04 | 4,30E-05 | 2,03E-04 | 0  | 0  | 0  | 0  | 0 |
| ADPM      | kg Sb -eq                            | 3,50E-05 | 2,48E-07 | 1,15E-06 | 0  | 0  | 0  | 0  | 0 |
| ADPE      | MJ                                   | 2,84E+01 | 1,23E+00 | 4,33E+00 | 0  | 0  | 0  | 0  | 0 |

GWP Global warming potential; ODP Depletion potential of the stratospheric ozone layer; POCP Formation potential of tropospheric photochemical oxidants; AP Acidification potential of land and water; EP Eutrophication potential; ADPM Abiotic depletion potential for non fossil resources; ADPE Abiotic depletion potential for fossil resources

"Reading example: 9,0 E-03 = 9,0\*10<sup>-3</sup> = 0,009"

\*INA Indicator Not Assessed

## Resource use

| Parameter | Unit           | A1-A3    | A4       | A5       | C1 | C2 | C3 | C4 | D |
|-----------|----------------|----------|----------|----------|----|----|----|----|---|
| RPEE      | MJ             | 1,34E+00 | 1,79E-02 | 2,25E-01 | 0  | 0  | 0  | 0  | 0 |
| RPEM      | MJ             | 4,63E-04 | 0,00E+00 | 0,00E+00 | 0  | 0  | 0  | 0  | 0 |
| TPE       | MJ             | 1,34E+00 | 1,79E-02 | 2,25E-01 | 0  | 0  | 0  | 0  | 0 |
| NRPE      | MJ             | 3,14E+01 | 1,25E+00 | 4,78E+00 | 0  | 0  | 0  | 0  | 0 |
| NRPM      | MJ             | 5,79E-01 | 0,00E+00 | 0,00E+00 | 0  | 0  | 0  | 0  | 0 |
| TRPE      | MJ             | 3,20E+01 | 1,25E+00 | 4,78E+00 | 0  | 0  | 0  | 0  | 0 |
| SM        | kg             | 2,82E-02 | 0,00E+00 | 3,06E+01 | 0  | 0  | 0  | 0  | 0 |
| RSF       | MJ             | 7,16E-02 | 0,00E+00 | 2,88E-04 | 0  | 0  | 0  | 0  | 0 |
| NRSF      | MJ             | 4,57E-03 | 0,00E+00 | 4,24E-03 | 0  | 0  | 0  | 0  | 0 |
| W         | m <sup>3</sup> | 1,62E-02 | 2,35E-04 | 3,90E-02 | 0  | 0  | 0  | 0  | 0 |

RPEE Renewable primary energy resources used as energy carrier; RPEM Renewable primary energy resources used as raw materials; TPE Total use of renewable primary energy resources; NRPE Non renewable primary energy resources used as energy carrier; NRPM Non renewable primary energy resources used as materials; TRPE Total use of non renewable primary energy resources; SM Use of secondary materials; RSF Use of renewable secondary fuels; NRSF Use of non renewable secondary fuels; W Use of net fresh water

"Reading example: 9,0 E-03 = 9,0\*10<sup>-3</sup> = 0,009"

\*INA Indicator Not Assessed

## End of life - Waste

| Parameter | Unit | A1-A3    | A4       | A5       | C1 | C2 | C3 | C4 | D |
|-----------|------|----------|----------|----------|----|----|----|----|---|
| HW        | kg   | 3,37E-03 | 7,33E-07 | 6,59E-05 | 0  | 0  | 0  | 0  | 0 |
| NHW       | kg   | 2,55E-01 | 6,60E-02 | 9,80E-02 | 0  | 0  | 0  | 0  | 0 |
| RW        | kg   | 6,60E-05 | 8,61E-06 | 3,51E-05 | 0  | 0  | 0  | 0  | 0 |

HW Hazardous waste disposed; NHW Non hazardous waste disposed; RW Radioactive waste disposed

"Reading example: 9,0 E-03 = 9,0\*10<sup>-3</sup> = 0,009"

\*INA Indicator Not Assessed

## End of life - Output flow

| Parameter | Unit | A1-A3    | A4       | A5       | C1 | C2 | C3 | C4 | D |
|-----------|------|----------|----------|----------|----|----|----|----|---|
| CR        | kg   | 0,00E+00 | 0,00E+00 | 0,00E+00 | 0  | 0  | 0  | 0  | 0 |
| MR        | kg   | 8,19E-04 | 0,00E+00 | 3,23E-06 | 0  | 0  | 0  | 0  | 0 |
| MER       | kg   | 1,22E-02 | 0,00E+00 | 1,04E-03 | 0  | 0  | 0  | 0  | 0 |
| EEE       | MJ   | 8,66E-03 | 0,00E+00 | 1,11E-05 | 0  | 0  | 0  | 0  | 0 |
| ETE       | MJ   | 1,06E-01 | 0,00E+00 | 1,68E-04 | 0  | 0  | 0  | 0  | 0 |

CR Components for reuse; MR Materials for recycling; MER Materials for energy recovery; EEE Exported electric energy; ETE Exported thermal energy

"Reading example: 9,0 E-03 = 9,0\*10<sup>-3</sup> = 0,009"

\*INA Indicator Not Assessed

## Additional requirements

### Greenhouse gas emissions from the use of electricity in the manufacturing phase

National production mix from import, low voltage (production of transmission lines, in addition to direct emissions and losses in grid) of applied electricity for the manufacturing process (A3).

| Electricity mix                     | Data source   | Amount  | Unit          |
|-------------------------------------|---------------|---------|---------------|
| Amiblu - Electricity, Poland (kWh)  | ecoinvent 3.6 | 1099,70 | g CO2-ekv/kWh |
| Amiblu - Electricity, Spain (kWh)   | ecoinvent 3.6 | 349,18  | g CO2-ekv/kWh |
| Amiblu - Electricity, Germany (kWh) | ecoinvent 3.6 | 629,86  | g CO2-ekv/kWh |
| Amiblu - Electricity, Morocco (kWh) | ecoinvent 3.6 | 888,34  | g CO2-ekv/kWh |

### Dangerous substances

The product contains no substances given by the REACH Candidate list or the national priority list.

### Indoor environment

Not relevant

## Bibliography

ISO 14025:2010 Environmental labels and declarations - Type III environmental declarations - Principles and procedures.

ISO 14044:2006 Environmental management - Life cycle assessment - Requirements and guidelines.

EN 15804:2012+A1:2013 Environmental product declaration - Core rules for the product category of construction products.

ISO 21930:2017 Core rules for environmental product declarations of construction products.





ecoinvent v3, Allocation, cut-off by classification, Swiss Centre of Life Cycle Inventories.

Iversen et al., (2018) eEPD v3.0 - Background information for EPD generator system. LCA.no report 04.18.

Ruttenborg et al., (2021) EPD generator for Amiblu Technology AS Background information for customer application and LCA data, LCA.no report number 01.21

NPCR Part A: Construction products and services. Ver. 1.0. April 2017, EPD-Norge.

NPCR 019 Part B for Piping systems for use in sewage and storm water systems (under gravity), Ver 2.0.

|   |  |   |
|---|--|---|
|  <b>epd-norge.no</b><br>The Norwegian EPD Foundation | <b>Program operator and publisher</b><br>The Norwegian EPD Foundation<br>Post Box 5250 Majorstuen, 0303 Oslo, Norway | Phone: +47 23 08 80 00<br>e-mail: post@epd-norge.no<br>web: www.epd-norge.no              |
|    | <b>Owner of the declaration</b><br>Amiblu Technology AS<br>Østre Kullerød 3 3241 Sandefjord                          | Phone: +47 907 21 877<br>e-mail: Marcin.Pazdro@amiblu.com<br>web: https://www.amiblu.com/ |
|    | <b>Author of the Life Cycle Assessment</b><br>LCA.no AS<br>Dokka 1C 1671 Kråkerøy                                    | Phone: +47 916 50 916<br>e-mail: post@lca.no<br>web: www.lca.no                           |
|    | <b>Developer of EPD generator</b><br>LCA.no AS<br>Dokka 1C, 1671 Kråkerøy  | Phone: +47 916 50 916<br>e-mail: post@lca.no<br>web: www.lca.no                           |