

ENVIRONMENTAL PRODUCT DECLARATION

in accordance with ISO 14025

Owner of the declaration:	Borregaard AS
Program operator:	The Norwegian EPD Foundation
Publisher:	The Norwegian EPD Foundation
Declaration number:	NEPD-3015-1686-EN
Issue date:	10.08.2021
Valid to:	10.08.2026

Hydrochloric acid

Borregaard AS

www.epd-norge.no



General information

Product

Hydrochloric acid

Program holder

The Norwegian EPD foundation
Pb. 5250 Majorstuen, 0303 Oslo, Norway
Phone: +47 23 08 80 00
e-mail: post@epd-norge.no

Declaration number

NEPD-3015-1686-EN

This declaration is based on Product Category Rules:

Basic organic chemicals 2011:17 v. 2.11 (Environdec 2019)

Statements:

The owner of the declaration shall be liable for the underlying information and evidence.
EPD Norway shall not be liable with respect to manufacturer, life cycle assessment data and evidences.

Declared unit:

The declared unit is 1000 kg DM of hydrochloric acid.

Declared unit with option:

1000 kg DM of hydrochloric acid with transport to customers.

Functional unit:

Verification:

Independent verification of the declaration and data, according to ISO14025:2010

internal external

Third party verifier:



Mie Vold, CSO, LCA:no AS
(Independent verifier approved by EPD Norway)

Owner of the declaration

Borregaard AS
Contact person: Hilde Fredheim
Phone: +47 917 94 121
e-mail: hilde.fredheim@borregaard.com
Address: Postboks 162, 1701 Sarpsborg

Manufacturer

Borregaard AS
Postboks 162 1701 Sarpsborg
Phone: +47 69 11 80 00
e-mail: borregaard@borregaard.com

Place of production:

Sarpsborg, Norway

Management system:

ISO 9001 (Quality Management), ISO 14001 (Environmental Management) and ISO 50001 (Energy Management)

Organisation no:

895623032

Issue date

10.08.2021

Valid to

10.08.2026

Year of study:

2019

Comparability:

EPDs from other programmes than the Norwegian EPD Foundation may not be comparable.


The EPD has been worked out by:

Ellen Soldal Ingunn Saur Modahl




NORSUS
Norsk institutt for bærekraftsforskning

Approved



Håkon Hauan
Managing Director of EPD-Norway

Product

Product description:

Hydrochloric acid is used for a variety of application areas, including mineral production, water purification chemicals, chlorine compounds for wood processing and oil-extraction off-shore and metal surface treatments.

Product specification

Materials 34%*	kg	%
Hydrochloric acid (HCl)	340 kg	34 %
Water	660 kg	66 %

Materials 36%*	kg	%
Hydrochloric acid (HCl)	360 kg	36 %
Water	640 kg	64 %

*Here the product content is given on wet basis as sold to customer. However, the data and results in this EPD are given per ton dry matter (DM).

Technical data:

Dry matter content: 34%, 35% or 36%
Safety datasheet hydrochloric acid. Date: 20.08.2020 (in Norwegian).

Market:

Global

Reference service life:

Not relevant

LCA: Calculation rules

Declared unit:

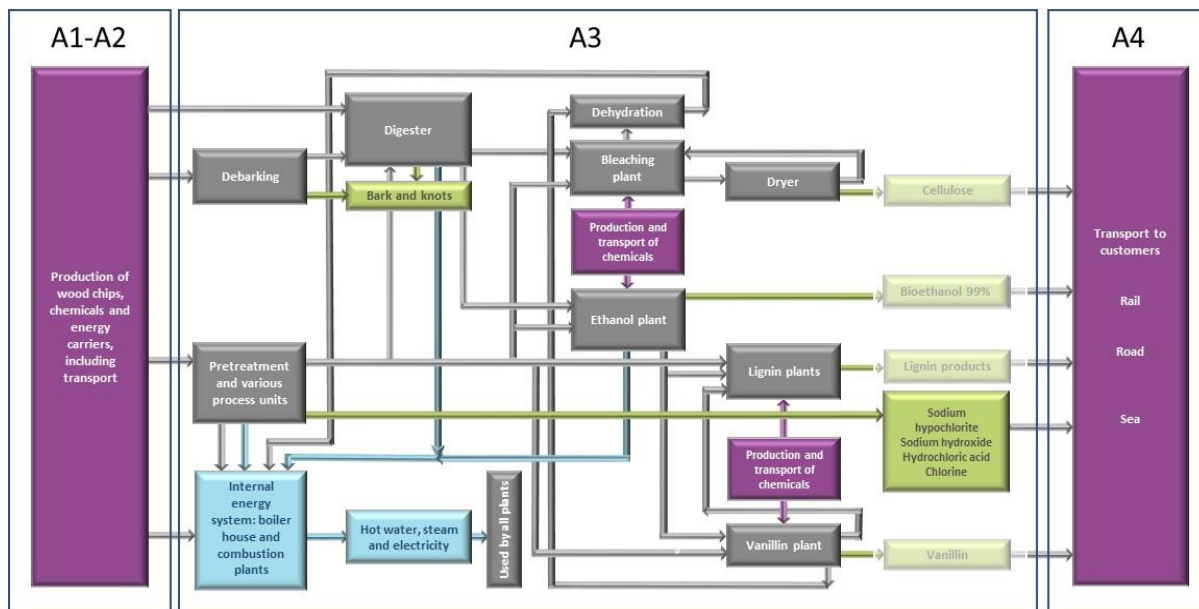
The declared unit is 1000 kg DM of hydrochloric acid, including 350 km of transport to customer (A4). Transportation to customer has been corrected to account for the burden of transporting water.

System boundary:

The system boundary includes the modules A1-A4, illustrated by the flowchart. A1-A4 includes extraction, transportation and processing of natural resources, manufacturing of the product and transportation of the product hydrochloric acid 350 km by typical transportation modes.

Further description of system boundaries are described in Soldal & Modahl (2021) and Modahl & Soldal (2021)

Figure 1: Technical flow chart illustrating the life cycle stages included in the EPD.



Data quality:

Data on consumption of natural resources, energy carriers, and chemicals, and transport modes are site specific from Borregaard Sarpsborg in Norway. Foreground data refer to the year 2019. For the background data, representative data fromecoinvent version 3.6, dated September 2019, is used (Wernet et al. 2016).

The energy mix used in steam production is averaged over seven years (2014-2020). This was done because the input of electricity and natural gas fluctuates between years depending on price. To get a representative annual value for energy in steam production, the input of electricity and natural gas was averaged over the 7-year period. In this period, the average share of electricity input in the steam boiler was 63%, while the average share of natural gas was 37%.

Allocation:

The allocation is made in accordance with the provisions of ISO 14025. Allocation has as far as possible, been avoided by modelling the processes at Borregaard on a detailed level. When allocation has been necessary, allocation based on mass (DM) has been used. In processes with hot water as an outflow and where the hot water is exploited in other processes, the energy content has been calculated into mass through use of the heat value for biological dry matter.

Cut-off criteria:

All major raw materials and all the essential energy is included. This cut-off rule does not apply for hazardous materials and substances.

Deviations from the PCR:

This EPD deviates from the PCR regarding inclusion of energy used in office space. All energy consumption has been collected and reported collectively. The energy used in office spaces are assumed to be negligible compared to the energy used in production processes.

The declared unit is 1000 kg DM without packaging.

LCA: Scenarios and additional technical information

The following information describe the scenarios in the different modules of the EPD.

Production takes place in Sarpsborg, Norway, and transport to customers is included. Transport from production place to customer is based on information from Borregaard regarding typical transport distance and transport modes.

Hydrochloric acid is transported 350 km. Hydrochloric acid is transported on sea (2%), rail (32%) and road (66%). Transport distances have been corrected in order to include transport of water.

No scenario after A4 is included.

Transport from production place to assembly/user (A4)

Type	Capacity utilisation (incl. return) %	Type of vehicle	Distance km	Fuel/Energy consumption	Value (l/t)
Truck	55%*	Lorry, 16-32 metric ton, EURO5	663	0,032 l/tkm	2,12E+01
Railway	50%*	Freight train	13	5,78E-04 l/tkm	7,33E-03
			304	8,61E-02 kWh/tkm	2,62E+01
Boat	70%*	Container ship	25	2,00E-03 l/tkm	5,00E-02

*For the transport processes, average data from ecoinvent 3.6 is used and it is assumed the same average capacity load here.

LCA: Results

A1-A3 and A4 dominates some impact categories each. For the impact category climate change, A4 is slightly more burdensome with 57% of the impact for A1-A4 combined. A1-A3 is more burdensome than A4 in POCP, AP, EP and ADPM. In A1-A3, the sodium chloride is most important for the climate change impact, followed by electricity and steam.

System boundaries (X=included, MND=module not declared, MNR=module not relevant)

Product stage			Assembly stage		Use stage							End of life stage				Beyond the system boundaries
Raw materials	Transport	Manufacturing	Transport	Assembly	Use	Maintenance	Repair	Replacement	Refurbishment	Operational energy use	Operational water use	De-construction demolition	Transport	Waste processing	Disposal	Reuse-Recovery-Recycling-potential
A1	A2	A3	A4	A5	B1	B2	B3	B4	B5	B6	B7	C1	C2	C3	C4	D
X	X	X	X	MND	MND	MND	MND	MND	MND	MND	MND	MND	MND	MND	MND	MND

Environmental impact

Parameter	Unit	A1-A3	A4	A1-A4
GWP	kg CO ₂ -eqv	7,01E+01	9,25E+01	1,63E+02
ODP	kg CFC11-eqv	8,41E-06	1,73E-05	2,57E-05
POCP	kg C ₂ H ₄ -eqv	1,88E-02	9,41E-03	2,82E-02
AP	kg SO ₂ -eqv	4,51E-01	2,61E-01	7,11E-01
EP	kg PO ₄ ³⁻ -eqv	1,39E-01	4,53E-02	1,84E-01
ADPM	kg Sb-eqv	1,53E-03	5,98E-06	1,54E-03
ADPE	MJ	7,02E+02	1,31E+03	2,02E+03

GWP Global warming potential; ODP Depletion potential of the stratospheric ozone layer; POCP Formation potential of tropospheric photochemical oxidants; AP Acidification potential of land and water; EP Eutrophication potential; ADPM Abiotic depletion potential for non fossil resources; ADPE Abiotic depletion potential for fossil resources

Resource use

Parameter	Unit	A1-A3	A4	A1-A4
RPEE	MJ	3,04E+03	9,69E+01	3,13E+03
RPEM	MJ	0,00E+00	0,00E+00	0,00E+00
TPE	MJ	3,13E+03	9,69E+01	3,23E+03
NRPE	MJ	1,08E+03	1,36E+03	2,43E+03
NRPM	MJ	0,00E+00	0,00E+00	0,00E+00
TRPE	MJ	1,08E+03	1,36E+03	2,43E+03
SM	kg	0,00E+00	0,00E+00	0,00E+00
RSF	MJ	0,00E+00	0,00E+00	0,00E+00
NRSF	MJ	0,00E+00	0,00E+00	0,00E+00
W	m ³	2,09E+01	3,47E-01	2,13E+01

RPEE Renewable primary energy resources used as energy carrier; RPEM Renewable primary energy resources used as raw materials; TPE Total use of renewable primary energy resources; NRPE Non renewable primary energy resources used as energy carrier; NRPM Non renewable primary energy resources used as materials; TRPE Total use of non renewable primary energy resources; SM Use of secondary materials; RSF Use of renewable secondary fuels; NRSF Use of non renewable secondary fuels; W Use of net fresh water

End of life - Waste				
Parameter	Unit	A1-A3	A4	A1-A4
HW	kg	1,61E-03	3,44E-03	5,05E-03
NHW	kg	1,30E+02	5,42E-01	1,30E+02
RW	kg	6,65E-03	1,01E-02	1,68E-02

HW Hazardous waste disposed; NHW Non hazardous waste disposed; RW Radioactive waste disposed

End of life - Output flow				
Parameter	Unit	A1-A3	A4	A1-A4
CR	kg	0,00E+00	0,00E+00	0,00E+00
MR	kg	3,69E-02	0,00E+00	3,69E-02
MER	kg	6,61E+00	0,00E+00	6,61E+00
EEE	MJ	0,00E+00	0,00E+00	0,00E+00
ETE	MJ	0,00E+00	0,00E+00	0,00E+00

CR Components for reuse; MR Materials for recycling; MER Materials for energy recovery; EEE Exported electric energy; ETE Exported thermal energy

Reading example: $9.0 \text{ E-}03 = 9.0 \cdot 10^{-3} = 0.009$

Additional Norwegian requirements

Greenhouse gas emission from the use of electricity in the manufacturing phase

National production mix from import, low voltage (production of transmission lines, in addition to direct emissions and losses in grid) of applied electricity for the manufacturing process (A3).

Data source	Amount	Unit
Econinvent v3.6 (September 2019)	23,3	g CO ₂ -eq/kWh

Dangerous substances

- The product contains no substances given by the REACH Candidate list or the Norwegian priority list
- The product contains substances given by the REACH Candidate list or the Norwegian priority list that are less than 0,1 % by weight.
- The product contain dangerous substances, more then 0,1% by weight, given by the REACH Candidate List or the Norwegian Priority list, see table.
- The product contains no substances given by the REACH Candidate list or the Norwegian priority list. The product is classified as hazardous waste (Avfallsforkiften, Annex III), see table.





Name	CAS no.	Amount
Hydrochloric acid	7647-01-0	100 %

Indoor environment

No tests have been carried out on the product concerning indoor climate.

Bibliography

EN 15804:2012+A1:2013	<i>Sustainability of construction works - Environmental product declaration - Core rules for the product category of construction products</i>
Environdec, 2019	<i>Product Category Rules for preparing an Environmental Product Declaration (EPD) for CPC Division 341 BASIC ORGANIC CHEMICALS. VERSION 2.11. Dated: 2019-09-06. www.environdec.com</i>
ISO 14025:2010	<i>Environmental labels and declarations - Type III environmental declarations - Principles and procedures</i>
ISO 14044:2006	<i>Environmental management - Life cycle assessment - Requirements and guidelines</i>
ISO 21930:2007	<i>Sustainability in building construction - Environmental declaration of building products</i>
Modahl, I. and Soldal, E., 2021	<i>The 2019 LCA of products from the Borregaard biorefinery, Sarpsborg. OR.14.21. NORSUS. Fredrikstad, Norway.</i>
Soldal, E. and Modahl, I., 2021	<i>EPD 8 products from Borregaard LCA report for verification. OR.19.21. NORSUS. Fredrikstad, Norway.</i>
Wernet, G., et al., 2016	<i>The ecoinvent database version 3 (part I): overview and methodology. The International Journal of Life Cycle Assessment 21(9): 1218-1230.</i>

 <p>epd-norge.no The Norwegian EPD Foundation</p>	<p>Program operator The Norwegian EPD Foundation Post Box 5250 Majorstuen, 0303 Oslo Norway</p>	<p>Phone: +47 23 08 80 00 e-mail: post@epd-norge.no web: www.epd-norge.no</p>
 <p>epd-norge.no The Norwegian EPD Foundation</p>	<p>Publisher The Norwegian EPD Foundation Post Box 5250 Majorstuen, 0303 Oslo Norway</p>	<p>Phone: +47 23 08 80 00 e-mail: post@epd-norge.no web: www.epd-norge.no</p>
 <p>Borregaard</p>	<p>Owner of the declaration Borregaard AS Hjalmar Wessels vei 10, 1701 Sarpsborg Norway</p>	<p>Phone: +47 69 11 80 00 Fax: +47 69 11 87 70 e-mail: borregaard@borregaard.no web: www.borregaard.no</p>
 <p>NORSUS Norsk institutt for bærekraftsforskning</p>	<p>Author of the Life Cycle Assessment NORSUS AS Stadion 4, 1671 Kråkerøy Norway</p>	<p>Phone: +47 69 35 11 00 Fax: +47 69 34 24 94 e-mail: post@norsus.no web: www.norsus.no</p>