

# ENVIRONMENTAL PRODUCT DECLARATION

ISO 14025, ISO 21930 and EN 15804

Owner of the declaration:	Paroc Group Oy
Program operator:	The Norwegian EPD Foundation
Publisher:	The Norwegian EPD Foundation
Declaration number:	NEPD-2743-1440-EN
Registration number:	NEPD-2743-1440-EN
ECO Platform reference number:	-
Issue date:	29.03.2021
Valid to:	29.03.2026

## PAROC Stone Wool Thermal Insulation (UNS 37)

PAROC Building Insulation

Paroc Group Oy  
Owner of the declaration



## Product

**Product:**

PAROC Stone Wool Thermal Insulation (UNS 37)

**Program operator:**

The Norwegian EPD Foundation  
P.O. Box 5250 Majorstuen, N – 0303 Oslo, Norway  
Phone: +47 23 08 80 00  
E-mail: [post@epd-norge.no](mailto:post@epd-norge.no)

**Declaration number:**

NEPD-2743-1440-EN

**ECO Platform reference number:****This declaration is based on Product Category Rules:**

CEN Standard EN 15804 serves as core PCR  
NPCR 012:2018 version 2. Part B for Thermal  
insulation products  
LCA of PAROC stone wool produced at Polish plant.

**Statement of liability:**

The owner of the declaration shall be liable for the  
underlying information and evidence.  
EPD Norway shall not be liable with respect to  
manufacturer information, life cycle assessment data  
and evidences.

**Declared unit:**

1 m<sup>2</sup> of stone wool with a thermal resistance (R) of 1  
Km<sup>2</sup>/W. 1 m<sup>2</sup> PAROC UNS 37 at R=1 is at a weight of  
1,04 kg.

**Declared unit with option:**

-

**Functional unit:**

1 m<sup>2</sup> of stone wool with thermal resistance (R) of 1  
m<sup>2</sup>K/W with a reference service life of minimum 60  
years. Impact exclude any lamination.

**The EPD has been worked out by:**

Emelia Samuelsson, Paroc AB

**Verification:**

The CEN Norm EN 15804 serves as the core PCR.  
Independent verification of the declaration and data,  
according to ISO14025:2010

internal  external

Martin Erlandsson, IVL  
(Independent verifier approved by EPD Norway)

**Owner of the declaration:**

Paroc Group Oy  
Contact person: Emelia Samuelsson  
Phone +46 (0) 500 46 90 05  
E-mail: [emelia.samuelsson@owenscorning.com](mailto:emelia.samuelsson@owenscorning.com)

**Manufacturer:**

Paroc Group Oy  
FI-00181, Helsinki  
Finland

**Place of production:**

Trzemeszno, Poland

**Management system:**

ISO 14001 and ISO 9001

**Organisation no:**

23025016

**Issue date:**

29.03.2021

**Valid to:**

29.03.2026

**Year of study:**

2018

**Comparability:**

EPD of construction products may not be comparable  
if they not comply with EN 15804 and seen in a  
building context.

Approved

Håkon Hauan  
Managing Director of EPD-Norway

## Product

### Product description:

Stone wool is made from volcanic rock, typically basalt or dolomite, and an increasing proportion of recycled material. Stone wool is a wide spread building material which is mainly used for thermal insulation. Behind the product there is an 80-year history of stone wool production knowhow backed with technical insulation expertise and innovation.

### Market:

Mainly Poland, Germany, Austria, Czech Republic, Slovakia

### Reference service life:

The reference service lifetime of PAROC products is equal to the reference service life of the building. For the purpose of this EPD the reference service life is considered to be minimum 60 years, which is usually the assumption about the lifetime of the building where this is installed.

### Product content:

Materials	%
Mineral Wool	96-99%
Binder (phenol-formaldehyde-urea-copolymer)	0-6%
Dustbinding (mineral oil)	0,1-0,5%

### Technical data:

Name	Value	Unit
Thermal conductivity EN 12939 and EN 12667	0,037	W/(mK)
Thickness Class EN 823 EN 12431	T2	
Fire Class EN 13501-1:2007+ A1:2009/	A1	
Length and width EN 822	L - 10/+ 15 W ± 3	mm
Compressive Strength EN 827	NDP	
Dimension Stability at spec. temperature and humidity EN 1604	DS(70,-)	
Tensile strength perpendicular to faces /EN1607/	NDP	
Water vapour diffusion resistance factor /EN12086/	1	
Point Load /EN12430/	NDP	

## LCA: Calculation Rules

### Functional unit:

1 m<sup>2</sup> stone wool with a thermal resistance (R) of 1 Km<sup>2</sup>W<sup>-1</sup>.

The calculation of the weight per square meter is done as follows:

$m^2\text{-weight} = \text{density [kg/m}^3] \times \text{insulation thickness [m]}$   
(in order to meet a specific thermal resistance) =  
 $m^2\text{-weight insulation} = \text{density [kg/m}^3] \times R \text{ [m}^2\text{K/W]} \times \lambda \text{ [W/m K]} = \text{[kg/m}^2\text{]}.$

The specific product, referred to in the declared unit, is 1 m<sup>2</sup> (28 kg/m<sup>3</sup>) of PAROC UNS 37, 100 mm thickness from the product group of flexible slabs and mats.

### Data quality:

The stone wool production data is site specific from PAROC plant in Trzemeszno, Poland. Foreground data refer to the year 2018.

For life cycle modeling the GaBi 9 Software System for Life Cycle Assessment, developed by Sphera Solutions, Inc. (formerly known as thinkstep AG), is used (/GaBi 9 2020/). All relevant background datasets are taken from the GaBi 9 software database. To ensure comparability of results in the LCA, the basic data of GaBi database were used for energy, transportation and auxiliary materials.

The datasets are complete and conform to the system boundaries and the criteria for the exclusion of inputs and outputs.

Background data refer to the years 2018 until 2021 (/GaBi 9 2020/) with a country specific scope as far as available, e.g. for raw material extraction and production, transportation, fuels and energy supply.

All relevant processes (foreground and background) have been considered when modelling stone wool production. The process data and the used background data are consistent. The data quality can be qualified as good.

### Allocation:

The allocation is made in accordance with the provisions of EN 15804.

Incoming energy, water and waste production in-house is allocated equally among all products through mass allocation. Effects of primary production of recycled materials allocated to the main product in which the material was used. The recycling process and transportation of the material is allocated to this analysis.

### System boundary:

Table below identifies the modules included in this study.

According to EN 15804 any declared benefits and loads from net flows leaching the product system not allocated as co-products and have passed the end-of-waste state shall be included in the module D. Module D includes reuse, recovery and/or recycling potentials.

The production stage (A1-A3) covers the following steps:

- Raw materials production (e.g. dolomite, diabase)
- Components production (e.g. resin)
- Transports of raw materials and pre-products to manufacturing plants
- Production of packaging materials
- Waste management, water treatment, end-of-life of residues

With the exception of Modules A1 to A3 (describing the manufacturing of stone wool) all other modules are calculated on the basis of assumptions or scenarios.

The following scenarios were considered in this study:

- Modules A4: The average distance to building site is 800 km.
- Modules A5: Packaging waste processing, waste generated at the installation is assumed to be 0 %.
- Modules C2-C4: Similar to installation scenario with similar kind of waste. In C2 a transport to waste treatment distance 50 km is assumed.
- Module D: Credits from waste treatment (recycling and incineration with energy recovery) of product parts after use and from installation losses.

### Cut-off criteria:

All major raw materials and all the essential energy is included. The production process for raw materials and energy flows that are included with very small amounts (<1%) are not included. This cut-off rule does not apply for hazardous materials and substances.

The declared unit is 1 m<sup>2</sup> stone wool without any lamination.

# LCA: System Boundaries

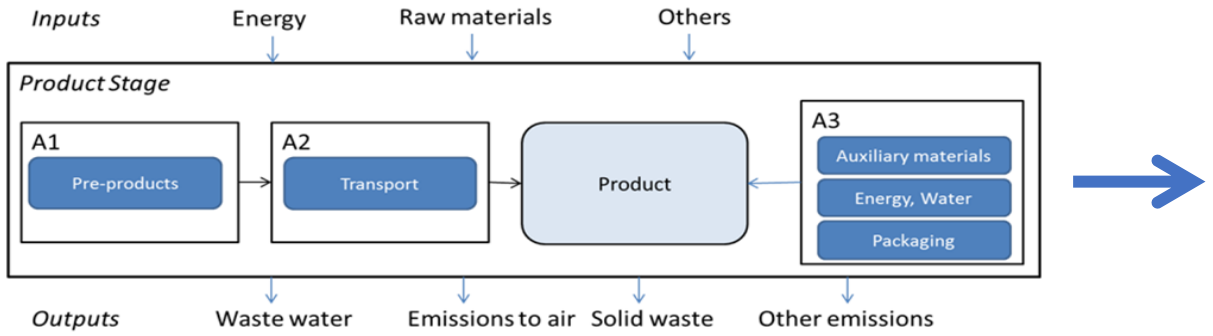


Figure 1. Schematic representation of the LCA system boundaries for the production module (A1-A3)

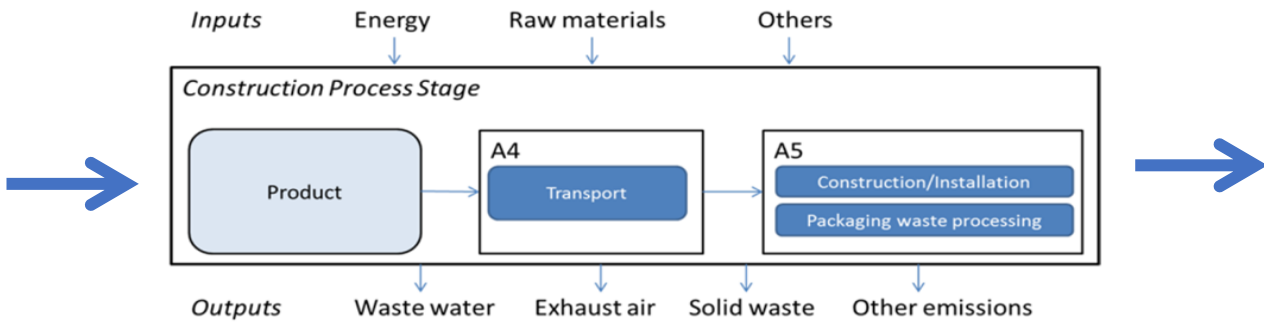


Figure 2. Schematic representation of the LCA system boundaries for the construction process stage (A4-A5)

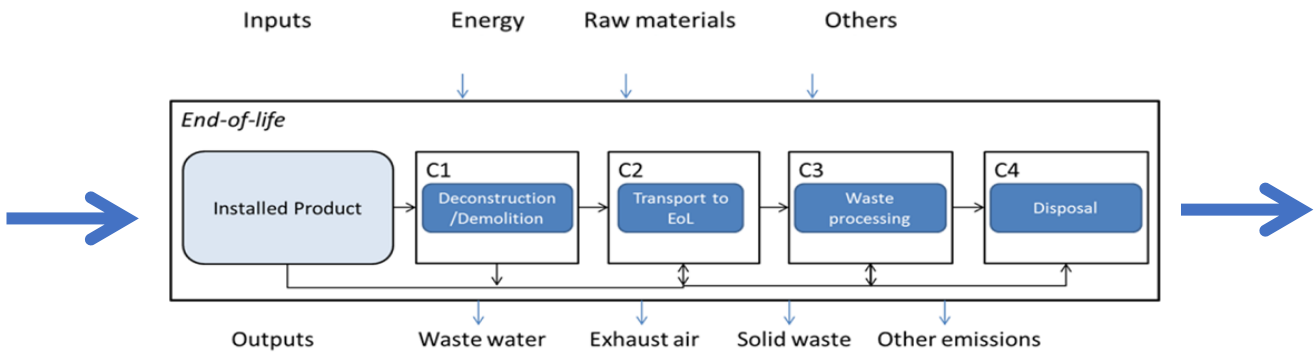


Figure 3. Schematic representation of the LCA system boundaries for the End-of-life stage (C1-C4)

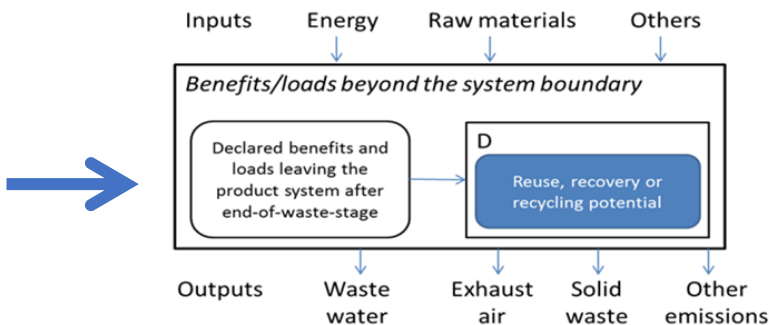


Figure 4. Schematic representation of the LCA system boundaries for the benefits and loads beyond the product system boundary in module D

## LCA: Scenarios and Additional Technical Information

The following information describe the scenarios in the different modules of the EPD.

Transports to the customer are calculated on the basis of a scenario with an average truck trailer with a 27 t payload. For the final stone wool product, a loading ratio of 30 % of weight capacity has been set. The average transport distance to the customer is assumed to be 800 km as a basis for this study.

### Transport to the Building Site (A4)

Type	Capacity utilisation (incl. return) %	Type of vehicle	Distance km	Energy use per km	Total energy use
Truck	100% (30% weight capacity)	Truck fleet	800	0,9 liter	741 liter (0,8 liter/m <sup>3</sup> stone wool)

### Installation in the Building (A5)

Parameter	Parameter expressed by functional unit
Auxiliary materials for the installation	Not applicable
Consumption of other resources	Not applicable
Quantitative description of the type of energy and consumption rate during the installation process	Not applicable
Wastes at the construction site generated from the installation of the product	Installation waste is assumed to be 0% since all material can be used within the building
Material outputs as a result from waste management processes at the installation site. For example, compilation for recycling, for energy recovery and final disposal	Waste management process for packaging materials
Emissions to air, soil and water	Not applicable

### End of Life (C1, C2, C3, C4)

Parameter	Parameter expressed by functional unit
Compilation processes district	Not applicable
Recycling systems	Not applicable
Final disposal	Landfilling

### Benefits/loads Beyond the System Boundary (D)

Materials that create a benefit in Module D are packaging materials. Benefits from the packaging waste treatment are considered in module D. Energy products of incineration (e.g. steam, electricity, metals) are credited using the European production averages (e.g. European grid mix for power). Credits are reported in module D.



## LCA: Results

Life Cycle Impact Assessment results represent the environmental impacts for the life cycle of stone wool from cradle to grave.

The goal is to address all necessary parameters according to EN 15804 for creating EPDs. In a first step the results are calculated based on 1 kg stone wool representing the PAROC average. After that the data is scaled according to the provided density and lambda and fixed to the mass required for one square meter product with the respective R value = 1.

The PAROC Building Insulation products are clustered according to their application into different product groups. Scaling factors are included in the EPD indicating the factor which to multiply with the indicators in order to get the environmental burden on product level described. The scaling factors solely refer to the stone wool used in these products, and thus do not include the different facings. Due to this fact, the variation is less than 10% by reason of the density, lambda and binder. E.g. UNS 34 (thickness 40-420); 1,48 (scaling factor) multiplied with 1,46 (GWP value for A1-A3) equals 2,16 kg CO<sub>2</sub>-eq per m<sup>2</sup>.

Product groups
Flexible Slabs & Mats
Special Applications
Facade
Metal Panel Core
Roofs

Product Group	Product	Thickness	Scaling Factor
Flexible Slabs & Mats	UNM 37	40-245	1,00
	UNS 34	40-240	1,48
	UNS 37	40-245	1,00
	UNS 37z	40-250	1,00

Product Group	Product	Thickness	Scaling Factor
Special Applications	CGL 20cc	50-200	2,11
	CGL 20cy	50-220	2,14
	CGL 20cyc	50-200	2,14
	CGL 20y	50-220	2,11
	CGS 1t	50-200	2,39
	CGS 1tt	50-200	2,39
	FPS 14	30-100	5,00
	FPS 17	20-100	6,24
	FPS 17a	20-60	6,24
	FPS 17t	20-80	6,24
	FPS 17ta	20-60	6,24
	GRS 20	30-180	3,21
	NRS 2	40-100	2,20
	NRS 3	40-120	2,79
	NRS 4	20-200	3,28
	NRS 5	20-80	4,02
	SSB 1	20-100	4,65

Product Group	Product	Thickness	Scaling Factor
Facade	COS 10	60-200	2,45
	COS 10	30-50	3,01
	COS 5	30	2,87
	COS 5	60-190	2,03
	FAL 1	50-280	2,82
	FAL 1cc	40-300	2,88
	FAS 2cc	40-240	3,05
	FAS 3cc	40-220	3,35
	FAS 10cc	60-220	2,69
	Linio 10	40-250	2,92
	Linio 10cc	40-220	2,88
	PAROC Linio 15	30-200	4,11
	PAROC Linio 15	20	5,71
	PAROC Linio 15cc	30	4,46
	PAROC Linio 80	50-400	3,05
	PAROC Linio 80c	50-150	2,97
	PAROC Linio 80cc	40-240	2,97
	PAROC Linio Pro	40-250	3,00
	PAROC WAS 25	25-250	2,84
	PAROC WAS 25t	30-120	2,74
	PAROC WAS 25tb	25-180	2,76
	PAROC WAS 35	30-250	2,39
	PAROC WAS 35t	30-160	2,39
	PAROC WAS 35tb	30-200	2,39
	PAROC WAS 45	30-220	1,97
	PAROC WAS 45tb	50-200	1,97
	PAROC WAS 50	30-240	1,61
	PAROC WAS 50t	40-230	1,61
	PAROC WAS 50tb	40-250	1,61

Product Group	Product	Thickness	Scaling Factor
Metal Panel Core	CES 100CS115	102-107	4,88
	CES 40CS45	100-195	2,60
	CES 40CS50	121-130	2,64
	CES 50C	39-195	3,46
	CES 50CS100	102-133	4,78
	CES 50CS100rl	126-129	4,57
	CES 50F	102-130	5,00
	CES 60CS100	42-205	4,04
	CES 75F	80-130	5,43

Product Group	Product	Thickness	Scaling Factor
Roofs	ROB 60	20-30	5,87
	ROB 60tb	30	6,24
	ROB 80	20-30	6,97
	ROB 80t	20-30	7,12
	ROL 30	170-430	2,38
	ROS 30	40-240	3,25
	ROS 40	40-220	3,75
	ROS 50	40-180	4,62
	ROS 60	40-200	4,86
	ROS 70	40-160	5,29

## LCA: Results

System Boundaries (X = declared module; MND = module not declared)																
Production			Installation		Use Stage							End-of-Life				Next Product System
Raw Material Supply (extraction, processing, recycled material)	Transport to Manufacturer	Manufacturing	Transport to Building Site	Installation into Building	Use / Application	Maintenance	Repair	Replacement	Refurbishment	Operational Energy Use	Operational Water Use	De-Construction / Demolition	Transport to EoL	Waste Processing for Reuse, Recovery or Recycling	Disposal	Reuse, Recovery, Recycling Potential
A1	A2	A3	A4	A5	B1	B2	B3	B4	B5	B6	B7	C1	C2	C3	C4	D
X	X	X	X	X	MND	MND	MND	MND	MND	MND	MND	MND	X	MND	X	X

### Environmental Impact: 1m<sup>2</sup> PAROC UNS 37 (per 1,04 kg)

Parameter	Unit	A1-A3	A4	A5	C2	C4	D
GWP-TOT*	[kg CO <sub>2</sub> -eq.]	1,46*	0,0841	0,0202	0,00349	0,0141	-0,00946
ODP	[kg CFC11-eq.]	6,4E-009	1,37E-017	3,84E-018	5,68E-019	7,77E-017	-1,25E-016
AP	[kg SO <sub>2</sub> -eq.]	0,00427	0,000225	2,17E-006	8,53E-006	9,05E-005	-1,15E-005
EP	[kg PO <sub>4</sub> <sup>3-</sup> -eq.]	0,00053	5,61E-005	4,77E-007	2,11E-006	1,02E-005	-1,45E-006
POCP	[kg ethene-eq.]	0,000266	-8,38E-005	1,68E-007	-3,05E-006	6,81E-006	-1,07E-006
ADPM	[kg Sb-eq.]	1,78E-007	6,91E-009	1,92E-010	2,87E-010	5,44E-009	-1,68E-009
ADPE	[MJ]	13,8	1,13	0,00382	0,0471	0,2	-0,135

GWP-TOT Global warming potential including emission and uptake of biogenic CO<sub>2</sub>; ODP Depletion potential of the stratospheric ozone layer; POCP Formation potential of tropospheric photochemical oxidants; AP Acidification potential of land and water; EP Eutrophication potential; ADPM Abiotic depletion potential for non-fossil resources; ADPE Abiotic depletion potential for fossil resources.

\*A1-3: including 0,00827 kg CO<sub>2</sub>-eq. uptake of biogenic carbon dioxide included in product (0 kg CO<sub>2</sub>-eq.) and packaging (0,00827 kgCO<sub>2</sub>-eq.).

### Resource Use: 1 m<sup>2</sup> PAROC UNS 37 (per 1,04 kg)

Parameter	Unit	A 1-3	A4	A5	C2	C4	D
RPEE	[MJ]	1,42	-	-	-	-	-
RPEM	[MJ]	0,121	-	-	-	-	-
TPE	[MJ]	1,54	0,0638	0,00081	0,00265	0,027	-0,332
NRPE	[MJ]	12,7	-	-	-	-	-
NRPM	[MJ]	1,75	-	-	-	-	-
TRPE	[MJ]	14,4	1,14	0,0043	0,0472	0,206	-0,164
SM	[kg]	0,0392	0	0	0	0	0
RSF	[MJ]	0	0	0	0	0	0
NRSF	[MJ]	0	0	0	0	0	0
W	[m <sup>3</sup> ]	0,00307	7,39E-005	5,32E-005	3,07E-006	5,2E-005	-3,85E-005

RPEE Renewable primary energy resources used as energy carrier; RPEM Renewable primary energy resources used as raw materials; TPE Total use of renewable primary energy resources; NRPE Non renewable primary energy resources used as energy carrier; NRPM Non renewable primary energy resources used as materials; TRPE Total use of non renewable primary energy resources; SM Use of secondary materials; RSF Use of renewable secondary fuels; NRSF Use of non renewable secondary fuels; W Use of net fresh water.



## LCA: Results

### End of Life – Waste: 1m<sup>2</sup> PAROC UNS 37 (per 1,04 kg)

Parameter	Unit	A 1-3	A4	A5	C2	C4	D
HW	[kg]	2,1E-008	5,29E-008	3,15E-012	2,2E-009	3,14E-009	-6,51E-011
NHW	[kg]	0,158	0,000174	0,00013	7,23E-006	1,04	-7,29E-005
RW	[kg]	0,000133	1,41E-006	1,92E-007	5,85E-008	2,35E-006	-1,13E-005

HW Hazardous waste disposed; NHW Nonhazardous waste disposed; RW Radioactive waste disposed.

### End of Life – Output Flow: 1m<sup>2</sup> PAROC UNS 37 (per 1,04 kg)

Parameter	Unit	A 1-3	A4	A5	C2	C4	D
CR	[kg]	0	0	0	0	0	0
MR	[kg]	0	0	0	0	0	0
MER	[kg]	0	0	0,0101	0	0	0
EEE	[MJ]	0	0	0,0379	0	0	0
ETE	[MJ]	0	0	0,0789	0	0	0

CR Components for reuse; MR Materials for recycling; MER Materials for energy recovery; EEE Exported electric energy; ETE Exported thermal energy.

Key environmental indicators	Unit	Cradle to gate A1-A3	Transport ****
Global Warming	kg CO <sub>2</sub> -eqv	1,46	0,08
Energy Use (=TPE+TRPE)	MJ	15,94	-
Dangerous substances	*	-	-

\*The product contains no substances from the REACH Candidate list of the Norwegian priority list.

\*\*\*\*Average transport from production site to customer.

## Additional Norwegian Requirements

### Greenhouse gas emissions from the use of hydroelectricity in the manufacturing phase

The selection of the background data for the hydroelectricity generation is in line with EN 15804 and contribute to GWP as given below.

Greenhouse gas emissions		
Country	Amount	Unit
Poland	0,0931	kg CO <sub>2</sub> -eqv/kWh

### Dangerous substances

- The product contains no substances given by the REACH Candidate list or the Norwegian priority list. The product is classified as hazardous waste (Avfallsforskiten, Annex III), see table.
- The product contains substances given by the REACH Candidate list or the Norwegian priority list that are less than 0,1 % by weight.
- The product contains dangerous substances, more then 0,1% by weight, given by the REACH Candidate List or the Norwegian Priority list, see table.
- The product contains no substances given by the REACH Candidate list or the Norwegian priority list. The product is classified as hazardous waste (Avfallsforskiten, Annex III), see table.

### Dangerous substances

None of the following substances have been added to the product: Substances on the REACH Candidate list of substances of very high concern or substances on the Norwegian Priority list as of 15.01.2019 or substances that lead to the product being classified as hazardous waste. The chemical content of the product complies with regulatory levels as given in the Norwegian Product Regulations.

### Transport




Average transport distance from production site to customer is: 800 km

### Carbon footprint

Carbon footprint has not been worked out for the product.

## Bibliography

ISO 14025:2010	<i>Environmental labels and declarations – Type III environmental declarations – Principles and procedures.</i>
ISO 14040:2006	<i>Environmental management – Life cycle assessment – Principles and framework.</i>
ISO 14044:2006	<i>Environmental management – Life cycle assessment – Requirements and guidelines.</i>
EN 15804:2012+A1:2013	<i>Sustainability of construction works – Environmental product declaration – Core rules for the product category of construction products.</i>
ISO 21930:2007	<i>Sustainability in building construction – Environmental declaration of building products.</i>
Dr. Iris Matzke, Yannick Bernard	<i>Background report for EPD of Paroc Stone Wool Insulation. September 2020, revised March 2021.</i>
PCR	<i>NPCR 012:2018 version 2. Part B for Thermal insulation products</i>

 <p><b>epd-norge.no</b> The Norwegian EPD Foundation</p>	<p>Program Operator and Publish      Phone +47 23 08 80 00</p> <p>The Norwegian EPD Foundation</p> <p>Post Box 5250 Majorstuen, 0303 Oslo      e-mail: <a href="mailto:post@epd-norge.no">post@epd-norge.no</a></p> <p>Norway      web: <a href="http://www.epd-norge.no">www.epd-norge.no</a></p>
 <p><b>PAROC</b><sup>®</sup></p>	<p>Owner of the declaration      Phone +358 46 876 8000</p> <p>Paroc Group Oy</p> <p>FI-00181, Helsinki      e-mail: <a href="mailto:paroc.communication@owenscorning.com">paroc.communication@owenscorning.com</a></p> <p>Finland      web: <a href="http://www.paroc.com">www.paroc.com</a></p>
 <p><b>sphera</b><sup>™</sup></p>	<p>Sphera Solutions GmbH      Phone: +49 (0) 711 34 18 17-0</p> <p>Yannick Bernard      Fax +49 (0) 711 34 18 17-25</p> <p>Hauptstraße 111-113      e-mail: <a href="mailto:info@sphera.com">info@sphera.com</a></p> <p>70771 Leinfelden-Echterdingen      web: <a href="http://www.sphera.com">www.sphera.com</a></p>